MANUFACTURING • QUALITY • SERVICE • MANUFACTURING • QUALITY • SERVICE • MANUFACTURING • QUALITY • SERVICE • MANUFACTURING • QUALITY • SERVICE • MANUFACTURING

DIXON

The Right Connection™

Air King Couplings, FRL's, Gauges, Valves

KORD INDUSTRIAL INC. 866.874.5673

Male NPT Ends

- Male NPT thread with hex for a wrench
- Available in iron, brass or 316 stainless steel (1/4" not available in stainless steel)
- Available in sizes 1/4" to 1"

brass shown

	Iron		Brass		316 Stainless Steel
Size	***Part #***	**pkg qty**	***Part #***	**pkg qty**	***Part #***
1/4"	***AMB1***	25	***ABB1***	25	***----***
3/8"	***AMB***	25	***ABB***	25	***RAMB***
1/2"	***AM2***	50	***AB2*** [1]	50	***RAM2***
3/4"	***AM7***	50	***AB7*** [1]	50	***RAM7***
1"	***AM12***	50	***AB12*** [1]	50	***RAM12***

Dimensions

Size	A	B	C	D	E	NPT
1/4"	2-1/2"	2-9/16"	1"	7/16"	5/8"	1/4"
3/8"	2-1/2"	2-9/16"	1"	7/16"	5/8"	3/8"
1/2"	2-1/2"	2-11/16"	1-1/8"	1/2"	13/16"	1/2"
3/4"	2-1/2"	2-13/16"	1-3/8"	9/16"	7/8"	3/4"
1"	2-1/2"	2-7/8"	1-1/2"	5/8"	7/8"	1"

[1] Global Investment Cast

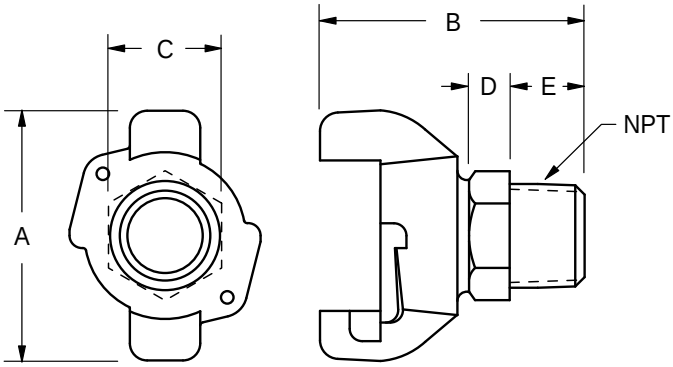

All dimensions are nominal.

Female NPT Ends

- Female NPT thread with hex for a wrench
- Available in iron, brass or 316 stainless steel (1/4" not available in stainless steel)
- Available in sizes 1/4" to 1"

brass shown

	Iron		Brass		316 Stainless Steel
Size	***Part #***	**pkg qty**	***Part #***	**pkg qty**	***Part #***
1/4"	***AMC1***	25	***ABC1***	25	***----***
3/8"	***AMC***	25	***ABC***	25	***RAMC***
1/2"	***AM3***	50	***AB3*** [1]	50	***RAM3***
3/4"	***AM8***	50	***AB8*** [1]	50	***RAM8***
1"	***AM13***	50	***AB13*** [1]	50	***RAM13***

Dimensions

Size	A	B	C	D	NPT
3/8"	2-1/2"	2-7/16"	1-1/8"	3/8"	1/4"
1/2"	2-1/2"	2-7/16"	1-1/8"	3/8"	3/8"
5/8"	2-1/2"	2-7/16"	1-1/8"	3/8"	1/2"
3/4"	2-1/2"	2-1/2"	1-7/16"	3/8"	3/4"
1"	2-1/2"	2-1/16"	1-5/8"	3/8"	1"

[1] Global Investment Cast

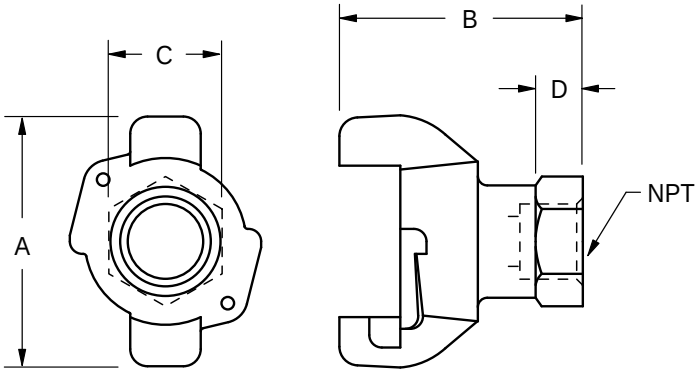

All dimensions are nominal.

Blank Ends

brass shown

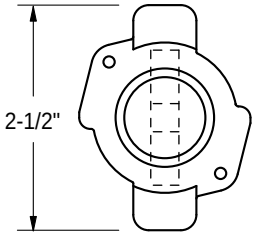

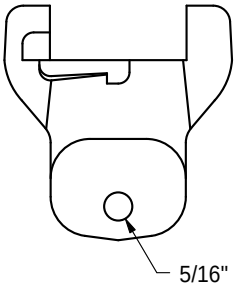

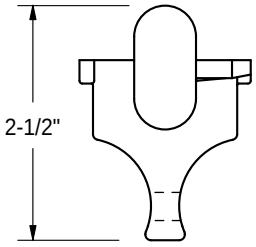

- Blank end fittings have no outlet and are used to block the line at any coupling point.
- The end opposite the coupling head is flat, with an eye for a chain to secure the fitting when not in use.
- Available in iron, brass and 316 stainless steel

Iron		Brass		316 Stainless Steel
Part #	**opt. qty**	***Part #***	**pkg qty**	***Part #***
AM0	25	***AB0*** [1]	25	***RAM0***

[1] Global Investment Cast

All dimensions are nominal.

Triple Connections

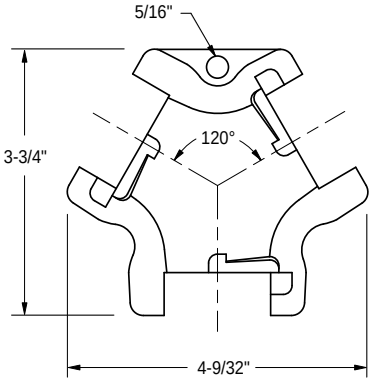

- Triple connection consists of three universal coupling heads in a Y form that provides an extra outlet when connected to the line.
- Available in iron or brass

Malleable Iron		Brass	
Part #	**opt. qty**	***Part #***	**pkg qty**
AM10	25	***AB10*** [1]	25

[1] Global Investment Cast

All dimensions are nominal.

Hose Ends

- Shanks are long and deeply corrugated
- Available in iron,brass or 316 stainless steel (5/8" not available in stainless steel)
- Available in sizes 3/8" to 1"

	Iron		Brass		316 Stainless Steel
Size	***Part #***	**pkg qty**	***Part #***	**pkg qty**	***Part #***
3/8"	***AMH*** [1]	25	***ABH***	25	***RAMH***
1/2"	***AM1***	50	***AB1*** [1]	50	***RAM1***
5/8"	***AM5***	50	***AB5***	50	---
3/4"	***AM6***	50	***AB6*** [1]	50	***RAM6***
1"	***AM11***	50	***AB11*** [1]	50	***RAM11***

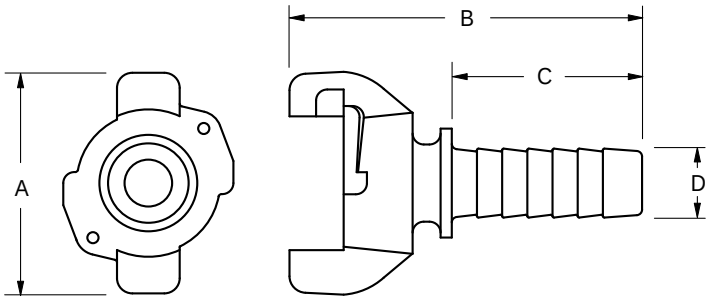

Dimensions

Size	A	B	C	D
3/8"	2-1/2"	3-1/2"	1-11/16"	7/16"
1/2"	2-1/2"	3-7/16"	1-5/8"	17/32"
5/8"	2-1/2"	4-1/4"	2-7/16"	11/16"
3/4"	2-1/2"	3-15/16"	2-1/8"	25/32"
1"	2-1/2"	4-25/32"	2-13/16"	1-1/16"

All dimensions are nominal.

[1] Global Investment Cast

Air King Clamps

- Air King clamps should be used on all Air King shank fittings. Clamp fingers engage behind the universal head to anchor the coupling to the hose. The ridges on the underside provide additional retention.
- Available in plated iron or carbon steel depending on clamp in sizes 3/8" to 1"

Size	Hose O.D.'s From:	Hose O.D.'s To:	Torque[1]	*Part #*	Opt.Qty
3/8"	44/64"	56/64"	6	***CD*** [3]	100
1/2"	1"	1-12/64"	6	***A4***	50
3/4"	1-8/64"	1-20/64"	21	***A9*** [3]	50
1"	1-20/64"	1-32/64"	21	***A10*** [32]	50
1"	1-32/64"	1-52/64"	21	***A14***	50

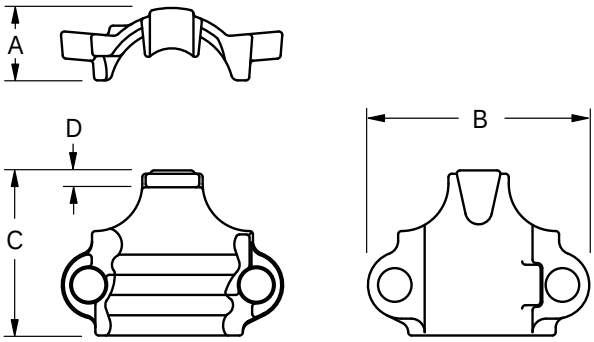

Dimensions

Size	A	B	C	D
3/8"	9/16"	1-11/16"	1-7/16"	3/16"
1/2"	11/16"	2-1/16"	1-17/32"	5/32"
3/4	7/8"	2-13/16"	1-21/32"	1/8"
1"	7/8"	2-19/32"	1-15/16"	9/32"
1"	1"	3-1/32"	2-1/4"	5/32"

All dimensions are nominal.

[1] Recommended torque rating in ft. lbs.
[2] Can be used with ***AM6*** and ***AM11***
[3] Global Investment Cast

Global Air King

Male NPT Ends

- Plated steel

Size	Part #
1/2"	***GAM2***
3/4"	***GAM7***
1"	***GAM12***

Female NPT Ends

- Plated steel

Size	Part #
1/2"	***GAM3***
3/4"	***GAM8***
1"	***GAM13***

Hose Ends

- Plated steel

Size	Part #
1/2"	***GAM1***
3/4"	***GAM6***
1"	***GAM11***

Blank End

- Plated steel

Size	Part #
--	***GAM0***

Triple Connection

- Plated steel

Size	Part #
--	***GAM10***

Ferrules

- Zinc plated carbon steel
- Lightweight
- Can be crimped or swaged
- Offers streamlined appearance with maximum retention
- For crimp reccomendations, see page 11

Size	Ferrule I.D.	Part #
1/2"	0.906	***CCF0906***
	1.120	***CCF1120***
	1.149	***CCF1149***
3/4"	1.190	***CCF1190***
	1.218	***CCF1218***
	1.246	***CCF1246***
	1.438	***CCF1438***
	1.469	***CCF1469***
1"	1.500	***CCF1500***
	1.531	***CCF1531***

Air King Safety Pins, Clips, Lanyards and Washers

SAFETY ALERT *The use of an Air King Safety Clip or wire type retainer is necessary to assure Air King Universal Couplings will not become accidentally disconnected.* This guarantees the fittings are properly connected as the pin will not go through holes in mating flanges until the couplings are locked in place. Only one Air King Safety Clip or wire type retainer is required for each Air King Universal Coupling.

Air King Safety Pins

Wire Diameter	*Part #*
.058	***AKSP1***
.091	***AKSP25***

- Heavy duty
- Oversized

Standard Safety Clips

Wire Diameter	*Part #*
.080	***AC1***

- Same size for all coupling sizes
- **Sold only in bags of 25**

Stainless Steel Clips

Wire Diameter	*Part #*
.072	***AC7***

- Same size for all coupling sizes

Lanyards

Part #
ACL8

- Same size for all coupling sizes.
- Synthetic cord
- **Sold only in bags of 25**

Stainless Safety Lanyard

Part #
LR7

- Breaking strength:160 lbs.
- 304 stainless
- Overall length: 7" from eye to eye

Washers

Description	*Part #*
Rubber	***AWR4***
Neoprene	***AWS6***

- Rubber temperature range: **-20° F** to **160° F**
- Neoprene temperature range: **-20° F** to **190° F**
- Neoprene is oil resistant.
- Same size for all coupling sizes
- **Sold only in bags of 50**

Air King 4-Lug Quick Acting Couplings



Hose Ends

Female NPT Ends

- Rated to **150 PSI**
- Use with Boss Clamps (see below)

	Iron	Brass	
Size	***Part #***	***Part #***	**opt. qty**
1-1/4"	***AM16***	***AB16***	25
1-1/2"	***AM21***	***AB21***	25
2"	***AM26***	***AB26***	10
1-1/4"	***AM18***	***AB18***	25
1-1/2"	***AM23***	***AB23***	25
2"	***AM28***	***AB28***	20

Washer available, see page 7

Not to be used for steam service.
NOTE: Safety clips are same size for both 2-lug and 4-lug Universal Couplings. SAFETY ALERT See page 7.
Use safety clips on all Universal Coupling applications.

Boss Clamps

4-Bolt Type
2 Gripping Fingers

4-Bolt Type
4 Gripping Fingers*

Hose I.D. Size	Hose O.D.'s From:	Hose O.D.'s To:	Plated Iron *Part #*	Plated Iron opt.qty	Stainless Steel *Part #*	Stainless Steel Torque**	Brass *Part #*	Brass Torque**
1-1/4"	1-32/64"	1-50/64"	***BU18***	10	--	40	--	--
1-1/4"	1-44/64"	1-56/64"	***187****	10	--	21	--	--
1-1/4"	1-50/64"	2-6/64"	***BU19***	10	--	40	--	--
1-1/4"	1-56/64"	2-4/64"	***206****	20	--	21	--	--
1-1/4"	2-8/64"	2-24/64"	***B19***	10	***RB19***	40	***BB19***	28
1-1/2"	1-52/64"	2"	***BU22***	10	--	40	--	--
1-1/2"	2"	2-14/64"	***B22***	10	--	40	--	--
1-1/2"	2"	2-8/64"	***212****	10	--	21	--	--
1-1/2"	2-4/64"	2-16/64"	***225****	10	--	40	--	--
1-1/2"	2-12/64"	2-24/64"	***BU24***	10	***RBU24***	40	***BBU24***	28
1-1/2"	2-24/64"	2-36/64"	***B24***	10	***RB24***	40	--	--
1-1/2"	2-36/64"	2-48/64"	***B25***	10	--	40	--	--
2"	2-16/64"	2-32/64"	***250**** [1]	10	--	40	--	--
2"	2-22/64"	2-34/64"	***BU28***	10	--	60	--	--
2"	2-32/64"	2-48/64"	***275**** [1]	10	--	40	--	--
2"	2-32/64"	2-50/64"	***BU29***	10	***RBU29***	60	***BBU29***	40
2"	2-48/64"	3-4/64"	***B29***	10	***RB29***	60	--	--
2"	2-48/64"	3-4/64"	***306**** [1]	10	--	60	--	--
2"	3-6/64"	3-28/64"	***B30***	5	--	60	--	--

***** 4 gripping fingers.
****** Torque applies to plated iron *and* stainless steel clamps.
[1] Not to be used with: GF81, GB26, WF81, B26, R6F81, RGB26, BFG81, BGB26, RWF81, RB26

- The bolts used in the Boss interlocking clamps are not standard bolts. They vary from standard bolts in their length, diameter, overall thread length and material hardness. These bolts can be retorqued, but it is **not** recommended that the bolts *or* clamps be reused, as they are designed for a single bend only. Dixon recommends using only factory supplied replacement bolts. SAFETY ALERT
- Torque values for clamps are based on dry bolts. The use of lubricant on bolts will adversely effect clamp performance.
- Do not lubricate nuts and bolts.
- Recommended torque rating in ft. lbs. SAFETY ALERT

In-Line Lubricators

Designed to protect portable or stationary air tools by efficiently oiling the tool mechanisms. Each time an air tool is operated, a fine mist of oil is injected into it along with the air from the compressor. Installation is recommended within 25 feet of the tool to be lubricated. Refer to the arrow for proper air flow direction. Transparent sight disc allows visual inspection of oil level. Oil flow is regulated by screwdriver screw adjustment. Not recommended for constant flow applications. Minimum flow rate is 30 SCFM.

NPT Size	Oil Capacity	Max. Working Pressure @ 70° F	Air Flow at 70 PSI	*Part #*
1/2"	1.4 fluid ozs.	500 PSI	30 SCFM	***PL300***
3/4"	3.7 fluid ozs.	200 PSI	70 SCFM	***PL400***
3/4"	11.0 fluid ozs.	300 PSI	70 SCFM	***PL400L***
1"	16.0 fluid ozs.	250 PSI	100 SCFM	***PL500***

Type of oil to use

Use any petroleum-base, non-detergent light weight oil (SAE 10/150SSU) which will readily break up into a mist, i.e., Mobil DTE light or comparable oil. **Do not use any synthetic oil or oils containing additives or solvents.**

Compressor "Y"

Converts a single supply source to a dual outlet.

Female NPT Inlet (1)	Male NPT Outlet (2)	*Part #*
1"	3/4"	***Y10075***

Air King with Ferrules

- Rated to **150 PSI** working pressure
- Available in iron and stainless steel
- *Carbon steel ferrules*
- Exclusive interlocking ferrule can be crimped or swaged depending on your coupling installation equipment (for crimp or swage diameter recommendations see page 10).

Size	OD Range		*Part #*	
	From:	To:	*Malleable*	*Stainless*
1/2"	54/64"	1-2/64"	***AM1WF***	***-----***
3/4"	1-4/64"	1-22/64"	***AM6WF***	***RAM6WF***
1"	1-18/64"	1-34/64"	***AM11WF-1***	***-----***
1"	1-30/64"	1-46/64"	***AM11WF***	***-----***

Dimensions

Size	A	B
1/2"	2-1/2"	3-7/16"
3/4"	2-1/2"	3-15/16"
1"	2-1/2"	4-25/32"

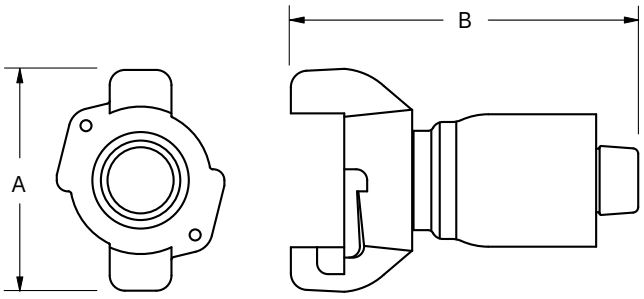

All dimensions are nominal.

King Safety Cables

When hose, couplings or clamps fail, or there is an accidental separation of the assembly, King Safety Cables minimize damage to equipment and injuries to operators. King safety cables reach across the hose fittings to provide standby safety for the hose. Spring-loaded loops in the cable ends open easily to pass over the couplings for a firm grip on the hose. Thoroughly tested with years of service. A positive safeguard for air hose connections - helps you meet today's safety standards. *The King safety cable must be installed in the extended position (no slack).*

SAFETY ALERT

Features:

- Hose-to-hose or hose-to-rigid outlet
- King Cable is the low cost answer to eliminate injuries caused by broken air hose connections
- Highly resistant to rust and corrosion
- No tools needed - Easy to install and remove

Hose End Tool End

Hose End Hose End

Style WSR, for hose-to-tool service

Cable	*Part #*	Hose I.D.	Length	Maximum W P PSI
1/8"	***WSR1***	1/2" to 1-1/4"	20-1/4"	200
3/16"	***WSR3***	1/2" to 2"	28"	200
1/4"	***WSR2***	1-1/2" to 3"	38"	200
3/8"	***WSR4***	4"	44"	200

Style W, for hose-to-hose service

Cable	*Part #*	Hose I.D.	Length	Maximum W P PSI
1/8"	***WB1***	1/2" to 1-1/4"	20-1/4"	200
3/16"	***WB3***	1/2" to 2"	28"	200
1/4"	***WA2***	1-1/2" to 3"	38-1/4"	200
3/8"	***WA4***	4"	44"	200

Note: Cables are shipped with safety restraint labels attached. Labels are not pictured.

King Safety Cable Options

WSR1E

WSR1E with stainless steel marine eye

WB1C

WB1 with safety clip and lanyard

Cable	*Part #*	Description	Maximum W P PSI
1/8"	***WSR1C***	WSR1 with safety clip and lanyard used to lock Air King couplings	200
1/8"	***WB1C***	WB1 with safety clip and lanyard used to lock Air King couplings	200
1/8"	***WSR1E***	WSR1 with stainless steel safety marine eye used to connect safety cable to a bolt on tool	200
1/4"	***WA2B***	WA2 with bronze/copper ferrule for special environmental conditions	200
1/8"	***WB1SS***	WB1 made with 304 stainless steel cable and springs with bronze/copper ferrules for special environmental conditions	200

Filters and Lubricators

- Norgren, Watts and Wilkerson brands available
- inventories all components and sizes from 1/8" to 2"
- general purpose, rugged and reliable
- Offered in the Dixon Price List Catalog

Safety Tag and Tape

- tags sold in quantities of 100
- length of tape - 55 yards, approximately 255 warnings
- Offered in the Dixon Price List Catalog

Safety Vented Ball Valves

- handle position quickly indicates if valve is open or closed
- rated to **600 PSI**
- blow-out proof stem design
- RTFE seats and stuffing box ring
- Offered in the Dixon Price List Catalog

Steel Bent Stem Swivels



- convenient air tool connectors
- designed for normal operation at 90 PSI as ambient temperature (70°F)
- comes in 7/8" thread which fits most chipping hammers
- Offered in the Dixon Price List Catalog

Hose Rack and Reels

- Reelcraft® spring driven hose reels
  5000, 7000, and 80000 series available
- hose racks for hose sizes 1½" to 2½", 50' to 200'
- Offered in the Dixon Price List Catalog

Gauges

- designed for long reliable service
- materials available brass, stainless steel, plastic
- standard dry and liquid-filled pressure gauges, compound pressure gauges, vacuum gauges, and welding gauges
- Offered in the Dixon Price List Catalog

3500 Nipples

- used with whip hose to withstand vibration
- zinc plated steel material
- male nipple: hose size ¼" - 1", NPT size 1/8" - 1"
  female nipple: hose size ¼" - ¾", NPT size ¼" - ¾"
- Offered in the Dixon Price List Catalog



Compressor Y

- converts a single supply source to a dual outlet
- female NPT 1" (1), male NPT ¾" (2)
- material: iron
- Offered in the Dixon Price List Catalog

Safety Pop-Off Valves

- National Board Certified Safety Valves
- max operating temperature **400°F (204°C)**
- material brass and stainless steel
- available in heavy duty high capacity, standard, and soft seat
- Offered in the Dixon Price List Catalog

Dixon

In-Line Lubricators

Designed for use with hose-connected tools that are too far from the compressor to be lubricated by a permanently mounted unit.

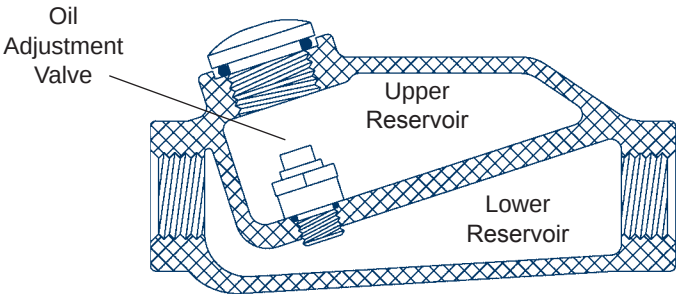

- The minimum flow rate that must be achieved for the PL series lubricators to work is 30 SCFM. A flow rate less than 30 SCFM will not create the pressure difference needed between chambers to force the oil into the air stream.
- Install within 25 feet of the air tool requiring lubrication. Refer to the arrow for proper air flow direction.
- transparent sight disc allows visual inspection of oil level
- oil flow regulated by screwdriver adjustment of oil adjustment valve inside body
- not recommended for constant flow applications
- *for use on reciprocating tools only*
- can dispense standard air tool lubricant or Dixon anti-freeze lubricant
- lubricator body is 356-T6 aluminum

Description:

- The lubricator has two reservoirs. The upper reservoir holds the oil, and a lower reservoir that is the passageway for the air to enter. The air and oil mixture exits through the lower reservoir. The oil adjustment valve between the two compartments initially allows air to enter the reservoir to pressurize it, and then it controls the amount of oil entering the air stream.

How it works:

- Before the hose is charged with air, the pressure in both chambers of the lubricator are equal. When the tool is turned on it draws air from the compressor through the lower chamber. As air passes through the lower chamber it creates an area of low pressure. When the pressure in the lower chamber is less than the pressure in the upper chamber the dual purpose oil adjustment valve allows oil to flow at the set rate into the airstream of the chamber below to lubricate the tool. When the flow of air stops, the oil adjustment valve allows pressure to build in the top chamber until the pressure is equal between the top and bottom. As long as the pressure in the upper chamber is less than or equal to the pressure in the lower chamber no oil will flow through the oil adjustment valve.

Note: These lubricators are only recommended for use with tools that are frequently turned on and off. SAFETY ALERT

Installation:

- At start up, additional lubricant is required to coat the inside of the line between the lubricator and the tool. To avoid operating a dry tool, add 1/2 ounce (15cc) of oil directly into the line.
- By removing the fill plug and using a screwdriver, the operator can adjust the amount of oil flowing into the air stream. It is not necessary to shut off the airflow to do this.
- The viscosity of the oil used and uniqueness of the application determine the right setting for proper lubrication. A setting of 5 is suitable for average conditions using 10-weight oil. Remember that the lag time between adjustment and resulting effect at the tool may be as long as an hour. Make small adjustments, and check the result.

Storage:

- The simple principle behind the operation of this lubricator does not provide for oil shut off when the tool is not being used. To prevent a pressure differential from forcing the remaining oil from the reservoir into the air line, turn the lubricator upside down or open the fill plug to depressurize the reservoir.

Safety Notes:

- Wear eye protection when connecting or disconnecting couplings. Always use a whip hose with impact tools, King Cable to protect junctions, and couplings that are compatible with the media being transferred.
- Always unscrew fill plug slowly to depressurize upper chamber before filling or adjusting valve.

NPT and Hose ID Size	*Part #*	Cut-off Flow Range (SCFM at 90 PSI)
1/4"	***SCVL2***	23-29
3/8"	***SCVM3***	39-47
	SCVS3	52-65
1/2"	***SCVM4***	70-78
	SCVS4	80-96
3/4"	***SCVL6***	72-88
	SCVM6	92-108
	SCVR6	112-128
	SCVJ6	132-148
	SCVS6	160-180
	SCVH6	180-200
1"	***SCVL8***	165-195
	SCVM8	220-260
	SCVS8	280-320
	SCVH8	310-340
1-1/4"	***SCVL10***	260-290
	SCVM10	300-340
	SCVS10	440-500
	SCVH10	570-630
1-1/2"	***SCVL12***	300-360
	SCVM12	470-530
	SCVS12	640-720
	SCVH12	750-830
2"	***SCVL16***	510-590
	SCVM16	725-825
	SCVS16	900-1050
	SCVH16	1100-1200
3"	***SCVL24***	1200-1400
	SCVS24	2400-2700
	SCVH24	2850-3050

Performance Specifications

- high flow design results in maximum flow with minimal pressure drop
- automatically and instantly protects the operator against hose whip in the event of a damaged hose or coupling
- In the event of a hose rupture or coupling failure, the valve will automatically reset after the problem is fixed.
- SCV-Series is available in a large selection of sizes ranging from 1/4" to 3", NPTF or BSPP/BSPT threads.
- Valve operation is fully compliant with OSHA Safety Regulation 1926.302(b)(7), (referenced on Page 5).

Performance Specifications	Operating Bar (PSI)	Minimum Burst Bar (PSI)	Temperature °C (°F)	Air Flow [1] 30.5m (100')
1/4"	17 (250)	138 (2,000)	121 (250)	17 SCFM
3/8"	17 (250)	138 (2,000)	121 (250)	41 SCFM
1/2"	17 (250)	138 (2,000)	121 (250)	77 SCFM
3/4"	17 (250)	138 (2,000)	121 (250)	178 SCFM
1"	17 (250)	138 (2,000)	121 (250)	340 SCFM
1-1/4"	17 (250)	138 (2,000)	121 (250)	620 SCFM
1-1/2"	17 (250)	138 (2,000)	121 (250)	940 SCFM
2"	17 (250)	138 (2,000)	121 (250)	1,760 SCFM
2-1/2"	17 (250)	138 (2,000)	121 (250)	2,800 SCFM
3"	17 (250)	138 (2,000)	121 (250)	4,200 SCFM

[1] Air flow rating is based upon calculated values using unobstructed air flow for the applicable hose size.

SCV-Series Selection Guide:

1. Sketch the position of the tool, fittings, safety check and supply line. Measure the length of hose from the safety check to the tool. There should be no jump sizes in the hose between the safety check and the tool. You will need one safety check valve for each branch line feeding the tool. A safety check in the main supply line is also recommended.

2. Determine the hose size you want to protect. Select the same size safety check as the hose size. For example, a 3/8" hose will require a 3/8" safety check. Do not use a different size safety check. One exception to this rule is for 5/8" hose, use a 1/2" safety check valve.

3. Determine the maximum operating air flow (SCFM) required through the safety check during normal use. For example, the maximum air consumption of the largest tool used on that supply line. Determine the optimum cutoff flow by multiplying the maximum operating air flow by 110%.

4. Add to the length of hose, you measured in step 1, length adders to compensate for system components. Add 0.91m (3') for each elbow, 0.91m (3') for each tee, 3.05m (10') for each globe valve, 0.61m (2') for each gate valve, 0.91m (3') for each hose fitting. This calculation will result in the total length for your safety check valve selection. Find the column in the Unobstructed Air Flow Chart, below, that corresponds to your hose size and the row that corresponds to your calculated total length. Where they intersect, is the unobstructed air flow in SCFM.

5. If the optimum cutoff flow is 80% of the unobstructed air flow or less, you should use the optimum cutoff flow (110% of the maximum calculated air flow) to select the appropriate safety check valve. To do this, find the safety check that has a corresponding cutoff flow rate in the product list on the next page.

6. If the optimum cutoff flow is greater than 80% of the unobstructed air flow, there may be a problem with the safety check valve sensing the difference between normal air demand and a line rupture. You may want to consider removing fittings from the flow path, reducing the length of your hose or increasing your hose diameter. If you are not sure, call your Dixon distributor for assistance.

7. Always install one safety check and test the performance of the system before you continue other installations. When start-up is underway, open the air control valve at the compressor or manifold *very slowy* to allow air to bleed through the check valve so that pressure is equalized on each side of the valve. If the valve fails to operate despite meeting all conditions, check the supply line for obstructions or a hose mender restricting normal air flow.

Unobstructed Air Flow Chart (SCFM)

Total Length	Hose Size (ID)										
(feet)	1/4"	3/8"	1/2"	5/8"	3/4"	1"	1-1/4"	1-1/2"	2"	2-1/2"	3"
5	28	66	124	199	294	550	1200	1800	3300	5300	7900
8	27	65	123	196	290	540	1140	1700	3100	5000	7500
10	27	64	121	194	286	531	1100	1640	3000	4600	7200
20	26	62	116	189	278	520	960	1420	2500	4200	6300
30	24	58	108	175	258	480	850	1280	2300	3800	5600
50	22	54	101	163	240	447	720	1080	2000	3200	4700
75	20	47	86	140	207	385	670	960	1850	3000	4400
100	17	41	77	124	178	340	620	940	1760	2800	4200
150	15	35	65	105	158	290	590	870	1630	2600	3900
200	13	30	57	92	136	253	550	820	1520	2400	3600
250	11	27	51	83	123	228	520	780	1450	2300	3400
300	10	25	47	56	114	210	500	750	1390	2200	3300

Length Adders:
3' for each elbow
3' for each tee
10' for each globe valve
2' for each gate valve
3' for each hose fitting

• Use 1/2" Safety Check Valve for 5/8" Hose.

Not recommended for applications requiring 100% of the available air supply. These applications include, but are not limited to, sand blast equipment, pile driving rigs, and expansion joint blow down pipes.
It is recommended to install auxiliary safety devices, including Safety Cables, to ensure optimum safety for the operator in the event of a coupling failure or hose rupture. (see page 39)

SAFETY ALERT

Replacement Gaskets

Part #	Description
855206	Buna-N (standard)
452963	Viton®

Viton® is a registered trademark of DuPont Dow Elastomers.

Sleeve Locking Key

- fits couplings with locking sleeve
- prevents sleeve retraction

Part #
855231

Dual-Lock with Ferrule



- Dual Lock couplings with ferrules are rated to **300 PSI** working pressure.
- yellow zinc coated coupling with plated steel ferrule
- also available in brass and stainless steel
- for crimp recommendations visit dixonvalve.com

Body Size	Hose ID	OD Range From:	OD Range To:	Plated Steel Part #
1/2"	1/2"	54/64"	1-2/64"	***PHL8WF***
1/2"	3/4"	1-10/64"	1-22/64"	***PHL12WF***

Female Pipe Thread

Must be used with locking sleeve fittings on page 28.

Body Size	Female NPT	Plated Steel	Pkg Qty	Brass	Pkg Qty	Stainless Steel	Pkg Qty
1/2"	3/8"	***PF6***	25	---	--	---	--
1/2"	1/2"	***PF8***	25	***PFB8***	25	---	--
1/2"	3/4"	***PF12***	25	***PFB12***	25	***PF12SS***	10
1/2"	1"	***PF16***	25	***PFB16***	25	---	--

Dimensions

Size	A	B	Flat
3/8"	1.79"	1.55"	0.88"
1/2"	2.25"	1.55"	1.31"
3/4"	2.34"	1.55"	1.31"
1"	2.76"	1.55"	1.44"



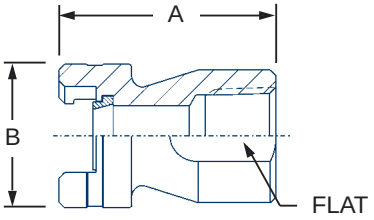

Hose Barb with Knurled Flanged Sleeve

- zinc coated
- Large, raised collar sleeve permits easier handling when wearing gloves.

Body Size	Hose Shank	Plated Steel	Pkg Qty
1/2"	3/8"	***PHL6FS***	25
1/2"	1/2"	***PHL8FS***	25
1/2"	3/4"	***PHL12FS***	25

Dimensions

Size	A	B
3/8"	3.53"	1.55"
1/2"	3.95"	1.55"
3/4"	3.95"	1.55"



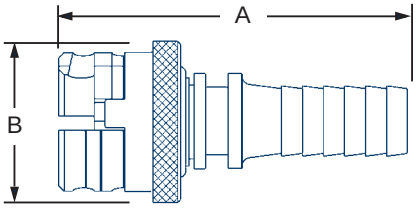

Male Pipe Thread with Knurled Flanged Sleeve

- zinc coated
- Large, raised collar sleeve permits easier handling when wearing gloves.

Body Size	Male NPT	Plated Steel	Pkg Qty
1/2"	3/8"	***PML6FS***	25
1/2"	1/2"	***PML8FS***	25
1/2"	3/4"	***PML12FS***	25

Dimensions

Size	A	B
3/8"	2.93"	1.55"
1/2"	2.98"	1.55"
3/4"	2.98"	1.55"



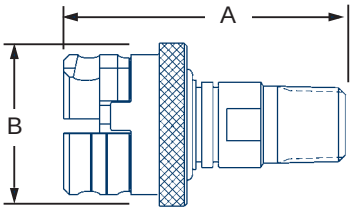

Female Pipe Thread with Knurled Flanged Sleeve

Large, raised collar sleeve permits easier handling when wearing gloves.

Body Size	Female NPT	Plated Steel	Pkg Qty
1/2"	1/2"	***PFL8FS***	25
1/2"	3/4"	***PFL12FS***	25

Dimensions

Size	A	B
1/2"	2.75"	1.55"
3/4"	2.75"	1.55"



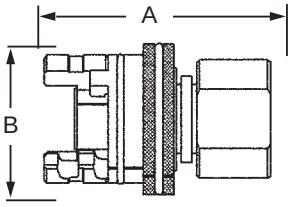

Hose Barb with Locking Sleeve

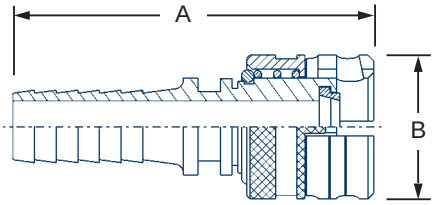

Body Size	Hose Shank	Plated Steel	Pkg Qty	Brass	Pkg Qty	Stainless Steel	Pkg Qty
1/2"	3/8"	***PHL6***	25	---	--	---	--
1/2"	1/2"	***PHL8***	25	---	--	---	--
1/2"	3/4"	***PHL12***	25	***PHLB12***	25	***PHL12SS***	10
1/2"	1"	***PHL16***	25	***PHLB16***	25	---	--

Dimensions

Size	A	B
3/8"	3.53"	1.55"
1/2"	3.95"	1.55"
3/4"	3.95"	1.55"
1"	6.06"	1.55"

Male Pipe Thread with Locking Sleeve



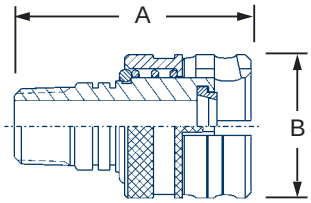

Body Size	Male NPT	Plated Steel	Pkg Qty	Stainless Steel	Pkg Qty
1/2"	3/8"	***PML6***	25	---	--
1/2"	1/2"	***PML8***	25	---	--
1/2"	3/4"	***PML12***	25	***PML12SS***	10

Dimensions

Size	A	B
1/2"	2.93"	1.55"
3/4"	2.98"	1.55"
1"	2.98"	1.55"

Female Pipe Thread with Locking Sleeve

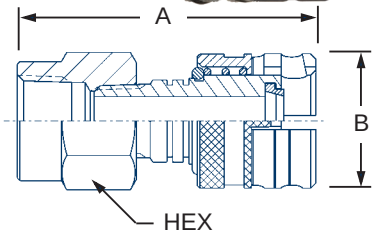

Body Size	Female NPT	Plated Steel	Pkg Qty	Stainless Steel	Pkg Qty
1/2"	3/8"	***PFL8***	25	---	--
1/2"	1/2"	***PFL12***	25	***PFL12SS***	10

Dimensions

Size	A	B	Hex
1/2"	2.75"	1.55"	1.25"
3/4"	2.75"	1.55"	1.25"

Male Pipe Thread



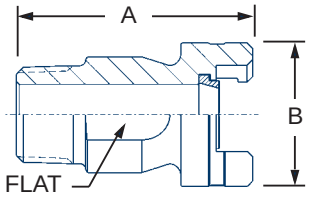

Must be used with locking sleeve fittings above.

Body Size	Male NPT	Plated Steel	Pkg Qty	Brass	Pkg Qty	Stainless Steel	Pkg Qty
1/2"	3/8"	***PM6***	25	--	--	---	--
1/2"	1/2"	***PM8***	25	***PMB8***	25	---	--
1/2"	3/4"	***PM12***	25	***PMB12***	25	***PM12SS***	10
1/2"	1"	***PM16***	25	***PMB16***	25	---	--

Dimensions

Size	A	B	Flat
3/8"	2.00"	1.55"	0.88"
1/2"	2.25"	1.55"	0.97"
3/4"	2.55"	1.55"	1.13"
1"	3.25"	1.55"	1.38"

Dixon is recognized as the premier manufacturer and supplier of hose fittings and accessories spanning a wide range of industrial uses. Dixon's range includes products for food, dairy processing, beverage and brewery, mobile tankers, mining, construction, chemical processing, petroleum, oilfields, refining and manufacturing.