

■ Ryco T7000 Series Hose End Catalog



T7000 (T700) SERIES BITELOK ONE-PIECE CRIMP COUPLINGS

HOSE COMPATIBILITY FOR T7000 SERIES

NON-SKIVE

For RYCO Hose Series H3000, H4000, H5000 (sizes -06 to -24) and H6000 (sizes -06 to -20).
 For RYCO Hose Series H12A, H12D, H12S all sizes.
 For RYCO Hose Series T1A, T1D, T1F, T1S, T2A, T2D, T2S, T2C, TXA2D, RQP1, RQP2, sizes -06 to -32.
 For RYCO Hose Series D2B, DF2A, E2, R4SHA and R4SHD (sizes -20 to -32).

SKIVE

For RYCO Hose Series R4SPA and R4SPD (cover must be skived) all sizes.

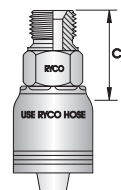
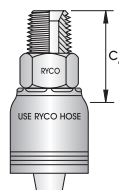
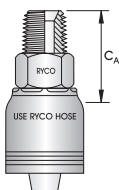
BSP

T7010 (T701)

T7014 (T701H)

T7013 (T701P)

60° SEAT



| HOSE SIZE | | THRD SIZE | DASH SIZE | BSPT MALE | | BSPT MALE HEAVY DUTY | | BSPP MALE | |
|-----------|-------|-----------|-----------|-------------------|----------------|----------------------|----------------|-------------------|----------------|
| DN | inch | inch | | PART NO | C _A | PART NO | C _A | PART NO | C _A |
| 10 | 3/8 | 3/8 | -0606 | T7010-0606 | 33 | | | T7013-0606 | 33 |
| 12 | 1/2 | 1/2 | -0808 | T7010-0808 | 40 | | | T7013-0808 | 31 |
| 19 | 3/4 | 3/4 | -1212 | T7010-1212 | 41 | | | T7013-1212 | 40 |
| 25 | 1 | 1 | -1616 | T7010-1616 | 48 | T7014-1616 | 48 | T7013-1616 | 45 |
| 31 | 1.1/4 | 1.1/4 | -2020 | T7010-2020 | 53 | | | T7013-2020 | 51 |
| 38 | 1.1/2 | 1.1/2 | -2424 | T7010-2424 | 55 | | | T7013-2424 | 55 |
| 51 | 2 | 2 | -3232 | T7010-3232 | 66 | | | T7013-3232 | 67 |

BSP

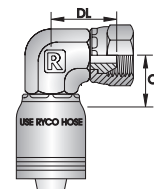
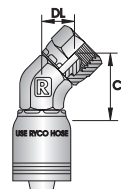
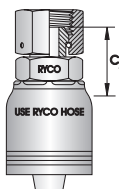
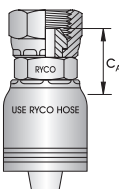
T7020 (T702)

T7022 (T702H)

T7060 (T706)

T7050 (T705)

60° SEAT



| HOSE SIZE | | THRD SIZE | DASH SIZE | BSPP FEMALE | | BSPP FEMALE HEAVY DUTY | | BSPP FEMALE 45° ELBOW | | DL | BSPP FEMALE 90° ELBOW | | DL |
|-----------|-------|-----------|-----------|-------------------|----------------|------------------------|----------------|-----------------------|----------------|----|-----------------------|----------------|----|
| DN | inch | inch | | PART NO | C _A | PART NO | C _A | PART NO | C _A | DL | PART NO | C _A | DL |
| 10 | 3/8 | 3/8 | -0606 | T7020-0606 | 24 | | | | | | T7050-0606 | 23 | 28 |
| 12 | 1/2 | 1/2 | -0808 | T7020-0808 | 26 | T7022-0808 | 28 | T7060-0808 | 40 | 18 | T7050-0808 | 29 | 31 |
| 19 | 3/4 | 3/4 | -1212 | T7020-1212 | 28 | T7022-1212 | 34 | T7060-1212 | 44 | 20 | T7050-1212 | 30 | 36 |
| 25 | 1 | 1 | -1616 | T7020-1616 | 33 | T7022-1616 | 37 | T7060-1616 | 51 | 23 | T7050-1616 | 32 | 40 |
| 31 | 1.1/4 | 1 | -2016 | T7020-2016 | 39 | | | | | | | | |
| 31 | 1.1/4 | 1.1/4 | -2020 | T7020-2020 | 40 | T7022-2020 | 44 | T7060-2020 | 42 | 25 | T7050-2020 | 41 | 47 |
| 38 | 1.1/2 | 1.1/2 | -2424 | T7020-2424 | 45 | | | | | | T7050-2424 | 60 | 59 |
| 51 | 2 | 2 | -3232 | T7020-3232 | 54 | | | | | | T7050-3232 | 56 | 62 |

NOTE: T7000 BSP, JIC, JIS and Metric Swivel Nut Couplings are shown as "Crimp Nut". Larger sizes are "Wire Nut" or "Slip Nut". See note on page 157.

COUPLINGS

T7000 (T700) SERIES BITELOK ONE-PIECE CRIMP COUPLINGS

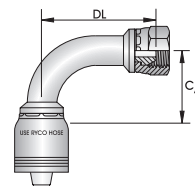
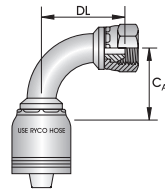
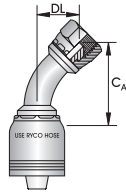
BSP

T7270
(T727)

T7260
(T726)

T7210
(T721)

60° SEAT



| HOSE SIZE | | | THRD SIZE | DASH SIZE | BSPP FEMALE 45° TUBE BEND | | | BSPP FEMALE 90° TUBE BEND | | | BSPP FEMALE 90° LONG BEND | | |
|-----------|-------|-------|-----------|-------------------|---------------------------|----|-------------------|---------------------------|-----|-------------------|---------------------------|-----|--|
| DN | inch | inch | | PART NO | C _A | DL | PART NO | C _A | DL | PART NO | C _A | DL | |
| 10 | 3/8 | 3/8 | -0606 | T7270-0606 | 43 | 18 | T7260-0606 | 35 | 33 | | | | |
| 12 | 1/2 | 1/2 | -0808 | T7270-0808 | 49 | 22 | T7260-0808 | 40 | 45 | | | | |
| 19 | 3/4 | 3/4 | -1212 | T7270-1212 | 70 | 29 | T7260-1212 | 55 | 58 | T7210-1212 | 55 | 96 | |
| 25 | 1 | 1 | -1616 | T7270-1616 | 82 | 42 | T7260-1616 | 67 | 72 | T7210-1616 | 58 | 116 | |
| 31 | 1.1/4 | 1 | -2016 | | | | T7260-2016 | 69 | 79 | | | | |
| 31 | 1.1/4 | 1.1/4 | -2020 | T7270-2020 | 103 | 44 | T7260-2020 | 87 | 88 | T7210-2020 | 87 | 142 | |
| 38 | 1.1/2 | 1.1/2 | -2424 | T7270-2424 | 118 | 52 | T7260-2424 | 103 | 106 | | | | |
| 51 | 2 | 2 | -3232 | T7270-3232 | 142 | 65 | T7260-3232 | 130 | 132 | | | | |

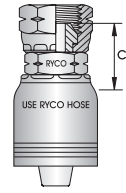
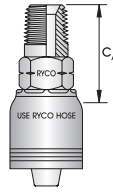
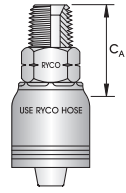
NPT

T7090
(T709)

T7091
(T709E)

T7020N
(T702N)

60° SEAT

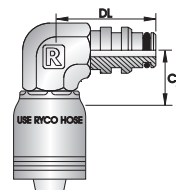
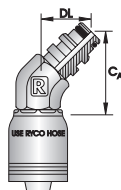


| HOSE SIZE | | | | THRD SIZE | DASH SIZE | NPT MALE | NPT MALE EXTENDED (API) | | NPSM FEMALE | |
|-----------|-------|-------|-------|-------------------|----------------|-------------------|-------------------------|--------------------|----------------|--|
| DN | inch | inch | | PART NO | C _A | PART NO | C _A | PART NO | C _A | |
| 10 | 3/8 | 1/4 | -0604 | T7090-0604 | 33 | | | | | |
| 10 | 3/8 | 3/8 | -0606 | T7090-0606 | 33 | | | | | |
| 12 | 1/2 | 3/8 | -0806 | T7090-0806 | 35 | | | | | |
| 12 | 1/2 | 1/2 | -0808 | T7090-0808 | 40 | | | | | |
| 19 | 3/4 | 3/4 | -1212 | T7090-1212 | 41 | | | | | |
| 25 | 1 | 3/4 | -1612 | T7090-1612 | 43 | | | | | |
| 25 | 1 | 1 | -1616 | T7090-1616 | 48 | | | | | |
| 31 | 1.1/4 | 1 | -2016 | T7090-2016 | 52 | | | | | |
| 31 | 1.1/4 | 1.1/4 | -2020 | T7090-2020 | 53 | | | T7020N-2020 | 41 | |
| 38 | 1.1/2 | 1.1/2 | -2424 | T7090-2424 | 55 | | | T7020N-2424 | 45 | |
| 51 | 2 | 2 | -3232 | T7090-3232 | 66 | T7091-3232 | 107 | T7020N-3232 | 54 | |

T7000 (T700) SERIES BITELOK ONE-PIECE CRIMP COUPLINGS

CROCBITE T7880 T7881 T7882

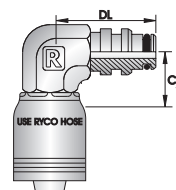
CROCBITE
HIGH PRESSURE



| HOSE SIZE | | | MWP | DASH SIZE | CROCBITE MALE | CROCBITE MALE 45° ELBOW | | | CROCBITE MALE 90° ELBOW | | | |
|-----------|-------|-----|-------|-----------|-------------------|-------------------------|-------------------|-------|-------------------------|-------------------|-------|-----|
| DN | inch | bar | | | PART NO | C_A | PART NO | C_A | DL | PART NO | C_A | DL |
| 10 | 3/8 | 450 | -0610 | | T7880-0610 | 39 | T7881-0610 | 43 | 28 | T7882-0610 | 23 | 49 |
| 12 | 1/2 | 450 | -0812 | | T7880-0812 | 39 | T7881-0812 | 45 | 28 | T7882-0812 | 29 | 51 |
| 19 | 3/4 | 420 | -1220 | | T7880-1220 | 46 | | | | | | |
| 25 | 1 | 420 | -1625 | | T7880-1625 | 65 | | | | | | |
| 31 | 1.1/4 | 420 | -2032 | | T7880-2032 | 68 | T7881-2032 | 77 | 50 | T7882-2032 | 52 | 94 |
| 38 | 1.1/2 | 420 | -2440 | | T7880-2440 | 71 | T7881-2440 | 88 | 53 | T7882-2440 | 61 | 101 |
| 51 | 2 | 420 | -3250 | | T7880-3250 | 97 | T7881-3250 | 107 | 73 | T7882-3250 | 66 | 135 |
| 63 | 2.1/2 | 350 | -4063 | | T7880-4063 | 97 | T7881-4063 | 114 | 75 | T7882-4063 | 80 | 146 |

CROCBITE T7880A T7881A T7882A

CROCBITE
HIGH FLOW



| HOSE SIZE | | | MWP | DASH SIZE | CROCBITE MALE | CROCBITE MALE 45° ELBOW | | | CROCBITE MALE 90° ELBOW | | | |
|-----------|-------|-----|-------|-----------|--------------------|-------------------------|--------------------|-------|-------------------------|--------------------|-------|-----|
| DN | inch | bar | | | PART NO | C_A | PART NO | C_A | DL | PART NO | C_A | DL |
| 50 | 2 | 350 | -3250 | | T7880A-3250 | 94 | T7881A-3250 | 104 | 70 | T7882A-3250 | 68 | 129 |
| 63 | 2.1/2 | 280 | -4063 | | T7880A-4063 | 93 | T7881A-4063 | 112 | 73 | T7882A-4063 | 79 | 141 |

COUPLINGS

T7000 (T700) SERIES BITELOK ONE-PIECE CRIMP COUPLINGS

| JIC | T7030 (T703) | T7040 (T704) | T7045 (T704V) |
|-----|-----------------|-----------------|------------------|
|-----|-----------------|-----------------|------------------|

37° FLARE

| | | | | | JIC MALE | | | | JIC FEMALE HIGH PRESSURE | |
|-----------|-----------|-----------|-----------|-------|-------------------|----------------|-------------------|----------------|--------------------------|----------------|
| HOSE SIZE | THRD SIZE | TUBE SIZE | DASH SIZE | | PART NO | C _A | PART NO | C _A | PART NO | C _A |
| 10 | 3/8 | 9/16 | 3/8 | -0609 | T7030-0609 | 32 | T7040-0609 | 22 | | |
| 10 | 3/8 | 3/4 | 1/2 | -0612 | | | T7040-0612 | 24 | | |
| 12 | 1/2 | 3/4 | 1/2 | -0812 | T7030-0812 | 37 | T7040-0812 | 25 | | |
| 12 | 1/2 | 7/8 | 5/8 | -0814 | T7030-0814 | 39 | T7040-0814 | 27 | | |
| 12 | 1/2 | 1.1/16 | 3/4 | -0817 | | | T7040-0817 | 29 | | |
| 16 | 5/8 | 7/8 | 5/8 | -1014 | T7030-1014 | 41 | T7040-1014 | 28 | | |
| | 5/8 | 1.1/16 | | -1017 | | | T7040-1017 | 29 | | |
| 19 | 3/4 | 7/8 | 5/8 | -1214 | | | T7040-1214 | 30 | | |
| 19 | 3/4 | 1.1/16 | 3/4 | -1217 | T7030-1217 | 45 | T7040-1217 | 30 | | |
| 19 | 3/4 | 1.3/16 | 7/8 | -1219 | | | T7040-1219 | 31 | | |
| 19 | 3/4 | 1.5/16 | 1 | -1221 | T7030-1221 | 42 | T7040-1221 | 34 | | |
| 25 | 1 | 1.1/16 | 3/4 | -1617 | | | T7040-1617 | 33 | | |
| 25 | 1 | 1.5/16 | 1 | -1621 | T7030-1621 | 47 | T7040-1621 | 36 | T7045-1621 | 33 |
| 25 | 1 | 1.5/8 | 1.1/4 | -1626 | | | T7040-1626 | 41 | | |
| 31 | 1.1/4 | 1.5/16 | 1 | -2021 | | | T7040-2021 | 41 | | |
| 31 | 1.1/4 | 1.5/8 | 1.1/4 | -2026 | T7030-2026 | 52 | T7040-2026 | 44 | T7045-2026 | 36 |
| 31 | 1.1/4 | 1.7/8 | 1.1/2 | -2030 | | | T7040-2030 | 48 | | |
| 38 | 1.1/2 | 1.7/8 | 1.1/2 | -2430 | T7030-2430 | 57 | T7040-2430 | 49 | T7045-2430 | 56 |
| 51 | 2 | 2.1/2 | 2 | -3240 | T7030-3240 | 74 | T7040-3240 | 60 | | |

| JIC | T7080 (T708) | T7070 (T707) |
|-----|-----------------|-----------------|
|-----|-----------------|-----------------|

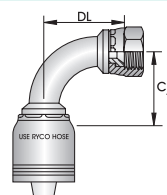
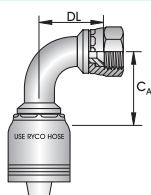
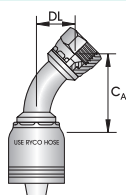
37° FLARE

| | | | | | JIC FEMALE 45° ELBOW | | | | | | JIC FEMALE 90° ELBOW |
|-----------|-----------|-----------|-----------|-------|----------------------|----------------|----|-------------------|----------------|----|----------------------|
| HOSE SIZE | THRD SIZE | TUBE SIZE | DASH SIZE | | PART NO | C _A | DL | PART NO | C _A | DL | |
| 12 | 1/2 | 3/4 | 1/2 | -0812 | T7080-0812 | 32 | 14 | | | | |
| 12 | 1/2 | 7/8 | 5/8 | -0814 | T7080-0814 | 33 | 15 | T7070-0814 | 29 | 28 | |
| 19 | 3/4 | 1.1/16 | 3/4 | -1217 | T7080-1217 | 37 | 16 | T7070-1217 | 30 | 31 | |
| 25 | 1 | 1.5/16 | 1 | -1621 | T7080-1621 | 42 | 20 | T7070-1621 | 32 | 36 | |

T7000 (T700) SERIES BITELOK ONE-PIECE CRIMP COUPLINGS

JIC T7250 (T725) T7243 (T742S) T7240 (T724)

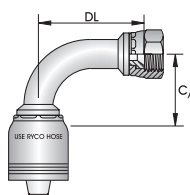
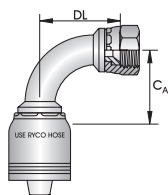
37° FLARE



| HOSE SIZE | | | | THRD SIZE | TUBE SIZE | DASH SIZE | JIC FEMALE 45° TUBE BEND | | | JIC FEMALE 90° SHORT TUBE BEND | | | JIC FEMALE 90° TUBE BEND | | |
|-----------|-------|--------|-------|-----------|-------------------|----------------|--------------------------|-------------------|----------------|--------------------------------|-------------------|----------------|--------------------------|--|--|
| DN | inch | inch | inch | | PART NO | C _A | DL | PART NO | C _A | DL | PART NO | C _A | DL | | |
| 10 | 3/8 | 9/16 | 3/8 | -0609 | T7250-0609 | 39 | 11 | T7243-0609 | 31 | 21 | T7240-0609 | 35 | 38 | | |
| 12 | 1/2 | 3/4 | 1/2 | -0812 | T7250-0812 | 45 | 15 | T7243-0812 | 43 | 29 | T7240-0812 | 41 | 41 | | |
| 12 | 1/2 | 7/8 | 5/8 | -0814 | T7250-0814 | 48 | 18 | | | | T7240-0814 | 41 | 47 | | |
| 16 | 5/8 | 7/8 | 5/8 | -1014 | T7250-1014 | 50 | 19 | T7243-1014 | 43 | 32 | T7240-1014 | 48 | 47 | | |
| 16 | 5/8 | 1.1/16 | 3/4 | -1017 | T7250-1017 | 52 | 24 | | | | T7240-1017 | 48 | 58 | | |
| 19 | 3/4 | 1.1/16 | 3/4 | -1217 | T7250-1217 | 65 | 22 | | | | T7240-1217 | 55 | 57 | | |
| 19 | 3/4 | 1.5/16 | 1 | -1221 | T7250-1221 | 74 | 28 | | | | T7240-1221 | 56 | 71 | | |
| 25 | 1 | 1.5/16 | 1 | -1621 | T7250-1621 | 77 | 30 | | | | T7240-1621 | 68 | 73 | | |
| 31 | 1.1/4 | 1.5/8 | 1.1/4 | -2026 | T7250-2026 | 97 | 39 | | | | T7240-2026 | 88 | 81 | | |
| 38 | 1.1/2 | 1.7/8 | 1.1/2 | -2430 | T7250-2430 | 121 | 50 | | | | T7240-2430 | 103 | 106 | | |
| 51 | 2 | 2.1/2 | 2 | -3240 | T7250-3240 | 152 | 63 | | | | T7240-3240 | 137 | 132 | | |

JIC T7245 (T724V) T7280 (T728)

37° FLARE



| HOSE SIZE | | | | THRD SIZE | TUBE SIZE | DASH SIZE | JIC FEMALE 90° TUBE BEND | | | JIC FEMALE 90° LONG BEND | | |
|-----------|-------|--------|-------|-----------|-------------------|----------------|--------------------------|-------------------|----------------|--------------------------|--|--|
| DN | inch | inch | inch | | PART NO | C _A | DL | PART NO | C _A | DL | | |
| 19 | 3/4 | 1.1/16 | 3/4 | -1217 | | | | T7280-1217 | 56 | 96 | | |
| 25 | 1 | 1.5/16 | 1 | -1621 | T7240-1621 | 68 | 73 | T7280-1621 | 75 | 114 | | |
| 31 | 1.1/4 | 1.5/8 | 1.1/4 | -2026 | T7240-2026 | 88 | 81 | T7280-2026 | 86 | 129 | | |
| 38 | 1.1/2 | 1.7/8 | 1.1/2 | -2430 | T7240-2430 | 103 | 106 | | | | | |

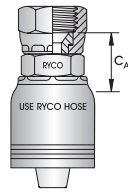
COUPLINGS

T7000 (T700) SERIES BITELOK ONE-PIECE CRIMP COUPLINGS

JIS

T7680 (T768)

JAPANESE INDUSTRIAL
STANDARD
"KOMATSU"
METRIC THREAD FORM
60° CONCAVE SEAT



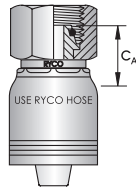
| HOSE SIZE | | THRD SIZE | DASH SIZE | METRIC FEMALE 60° CONCAVE SEAT (JIS) | |
|-----------|-------|-----------|-----------|--------------------------------------|----------------|
| DN | inch | mm | | PART NO | C _A |
| 10 | 3/8 | 18x1,5 | -0618 | T7680-0618 | 22 |
| 12 | 1/2 | 22x1,5 | -0822 | T7680-0822 | 25 |
| 12 | 1/2 | 24x1,5 | -0824 | T7680-0824 | 32 |
| 16 | 5/8 | 24x1,5 | -1024 | T7680-1024 | 25 |
| 19 | 3/4 | 24x1,5 | -1224 | T7680-1224 | 27 |
| 19 | 3/4 | 30x1,5 | -1230 | T7680-1230 | 30 |
| 25 | 1 | 33x1,5 | -1633 | T7680-1633 | 28 |
| 25 | 1 | 36x1,5 | -1636 | T7680-1636 | 34 |
| 31 | 1.1/4 | 36x1,5 | -2036 | T7680-2036 | 31 |
| 31 | 1.1/4 | 42x1,5 | -2042 | T7680-2042 | 32 |

NOTE: These T7680 Series Couplings are also listed in the **METRIC** section on page 224.

METRIC

T7501 (T750 & T750R)

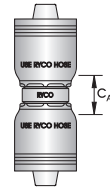
DKOL
METRIC O RING (LIGHT)
24° CONE



| HOSE SIZE | | THRD SIZE | TUBE SIZE | DASH SIZE | DKOL FEMALE 24° CONE | |
|-----------|-------|-----------|-----------|-----------|----------------------|----------------|
| DN | inch | mm | mm | | PART NO | C _A |
| 31 | 1.1/4 | 45x2,0 | 35 | -2045 | T7501-2045 | 35 |
| 38 | 1.1/2 | 52x2,0 | 42 | -2452 | T7501-2452 | 45 |

JOINER

T7900 (T790)

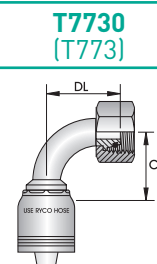
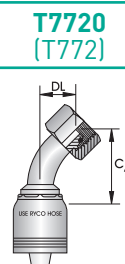
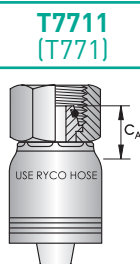
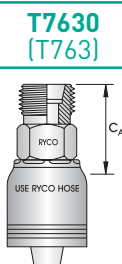


| HOSE SIZE | | DASH SIZE | JOINER | |
|-----------|-------|-----------|-------------------|----------------|
| DN | inch | | PART NO | C _A |
| 10 | 3/8 | -0606 | T7900-0606 | 15 |
| 12 | 1/2 | -0808 | T7900-0808 | 15 |
| 19 | 3/4 | -1212 | T7900-1212 | 15 |
| 25 | 1 | -1616 | T7900-1616 | 25 |
| 31 | 1.1/4 | -2020 | T7900-2020 | 24 |
| 38 | 1.1/2 | -2424 | T7900-2424 | 25 |
| 51 | 2 | -3232 | T7900-3232 | 26 |
| 63 | 2.1/2 | -4040 | T7900-4040 | 26 |

T7000 (T700) SERIES BITELOK ONE-PIECE CRIMP COUPLINGS

METRIC

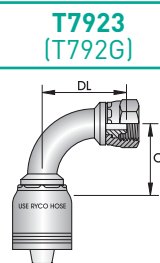
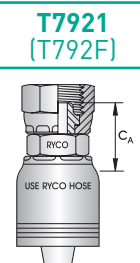
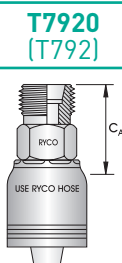
DKS
METRIC O RING
&
DKOS
METRIC O RING (HEAVY)
24° CONE



| HOSE SIZE | THRD SIZE | TUBE SIZE | DASH SIZE | DKS MALE 24° CONE | DKOS FEMALE 24° CONE | DKOS FEMALE 24° CONE 45° TUBE BEND | DKOS FEMALE 24° CONE 90° TUBE BEND | | | | | | | |
|-----------|-----------|-----------|-----------|-------------------|----------------------|------------------------------------|------------------------------------|-------------------|-------------------|----|-------------------|-------------------|----|----|
| DN | inch | mm | mm | PART NO | C _A | PART NO | C _A | PART NO | C _A | DL | PART NO | C _A | DL | |
| 10 | 3/8 | 20x1,5 | 12 | -0620 | | T7711-0620 | 24 | | | | | | | |
| 10 | 3/8 | 22x1,5 | 14 | -0622 | | T7711-0622 | 26 | | | | | | | |
| 12 | 1/2 | 24x1,5 | 16 | -0824 | T7630-0824 | 30 | T7711-0824 | 28 | T7720-0824 | 53 | 24 | T7730-0824 | 40 | 48 |
| 16 | 5/8 | 30x2,0 | 20 | -1030 | | T7711-1030 | 31 | | | | | | | |
| 16 | 5/8 | 36x2,0 | 25 | -1036 | | T7711-1036 | 33 | | | | | | | |
| 19 | 3/4 | 30x2,0 | 20 | -1230 | T7630-1230 | 35 | T7711-1230 | 30 | T7720-1230 | 74 | 35 | T7730-1230 | 55 | 68 |
| 19 | 3/4 | 36x2,0 | 25 | -1236 | T7630-1236 | 37 | T7711-1236 | 33 | T7720-1236 | 76 | 35 | T7730-1236 | 56 | 68 |
| 19 | 3/4 | 42x2,0 | 30 | -1242 | | T7711-1242 | 37 | | | | | | | |
| 25 | 1 | 30x2,0 | 20 | -1630 | | T7711-1630 | 34 | | | | | | | |
| 25 | 1 | 36x2,0 | 25 | -1636 | T7630-1636 | 41 | T7711-1636 | 34 | | | | | | |
| 25 | 1 | 42x2,0 | 30 | -1642 | T7630-1642 | 43 | T7711-1642 | 36 | T7720-1642 | 87 | 36 | T7730-1642 | 69 | 77 |
| 31 | 1.1/4 | 42x2,0 | 30 | -2042 | T7630-2042 | 48 | T7711-2042 | 38 | | | | | | |
| 31 | 1.1/4 | 52x2,0 | 38 | -2052 | | T7711-2052 | 40 | T7720-2052 | 128 | 48 | T7730-2052 | 90 | 89 | |
| 38 | 1.1/2 | 52x2,0 | 38 | -2452 | | T7711-2452 | 41 | | | | | | | |

METRIC

FRENCH GAZ
24° CONE



| HOSE SIZE | THRD SIZE | TUBE SIZE | DASH SIZE | METRIC FRENCH GAZ MALE | METRIC FRENCH GAZ FEMALE | METRIC FRENCH GAZ FEMALE 90° TUBE BEND | | | | |
|-----------|-----------|-----------|-----------|------------------------|--------------------------|--|----------------|---------|----------------|----|
| DN | inch | mm | mm | PART NO | C _A | PART NO | C _A | PART NO | C _A | DL |
| 10 | 3/8 | 20x1,5 | 13,25 | -0620 | | | | | | |
| 12 | 1/2 | 24x1,5 | 16,75 | -0824 | | | | | | |
| 16 | 5/8 | 30x1,5 | 21,25 | -1030 | | | | | | |
| 19 | 3/4 | 36x1,5 | 26,75 | -1236 | T7920-1236 | 31 | | | | |
| 25 | 1 | 45x1,5 | 33,50 | -1645 | T7920-1645 | 39 | | | | |
| 31 | 1.1/4 | 52x1,5 | 42,25 | -2052 | T7920-2052 | 42 | | | | |

COUPLINGS

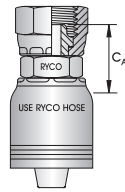
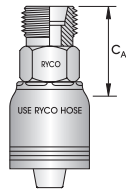
T7000 (T700) SERIES BITELOK ONE-PIECE CRIMP COUPLINGS

METRIC

T7924
(T792M)

T7925
(T792N)

FRENCH
MILLIMETRIC
24° CONE

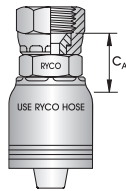


| HOSE SIZE | THRD SIZE | TUBE SIZE | DASH SIZE | METRIC FRENCH MILLIMETRIC MALE | METRIC FRENCH MILLIMETRIC FEMALE | | |
|-----------|-----------|-----------|-----------|--------------------------------|----------------------------------|---------|----------------|
| DN | inch | mm | mm | PART NO | C _A | PART NO | C _A |
| 16 | 5/8 | 27x1,5 | 20 | -1027 | | | |
| 19 | 3/4 | 30x1,5 | 22 | -1230 | | | |
| 19 | 3/4 | 33x1,5 | 25 | -1233 | | | |
| 19 | 3/4 | 36x1,5 | 28 | -1236 | | | |
| 25 | 1 | 36x1,5 | 28 | -1636 | | | |
| 25 | 1 | 39x1,5 | 30 | -1639 | | | |
| 25 | 1 | 45x1,5 | 35 | -1645 | | | |
| 31 | 1.1/4 | 45x1,5 | 35 | -2045 | | | |

METRIC

T7680
(T768)

JAPANESE INDUSTRIAL
STANDARD (JIS)
"KOMATSU"
METRIC THREAD FORM
60° CONCAVE SEAT

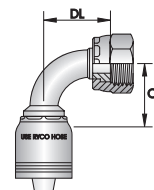
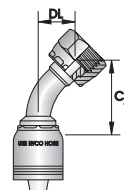
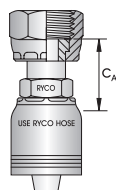
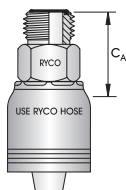


| HOSE SIZE | THRD SIZE | DASH SIZE | METRIC FEMALE 60° CONCAVE SEAT (JIS) | | |
|-----------|-----------|-----------|--------------------------------------|-------------------|------|
| DN | inch | inch | PART NO | C _A | |
| 10 | 3/8 | 18x1,5 | -0618 | T7680-0618 | 22 |
| 12 | 1/2 | 22x1,5 | -0822 | T7680-0822 | 25 |
| 12 | 1/2 | 24x1,5 | -0824 | T7680-0824 | 32 |
| 16 | 5/8 | 24x1,5 | -1024 | T7680-1024 | 25 |
| 19 | 3/4 | 24x1,5 | -1224 | T7680-1224 | 27 |
| 19 | 3/4 | 30x1,5 | -1230 | T7680-1230 | 30 |
| 25 | 1 | 33x1,5 | -1633 | T7680-1633 | 30 |
| 25 | 1 | 36x1,5 | -1636 | T7680-1636 | 34 |
| 31 | 1.1/4 | 36x1,5 | -2036 | T7680-2036 | 36.5 |
| 31 | 1.1/4 | 42x1,5 | -2042 | T7680-2042 | 36 |
| 38 | 1.1/2 | 42x1,5 | -2442 | T7680-2442 | 39 |

T7000 (T700) SERIES BITELOK ONE-PIECE CRIMP COUPLINGS

ORFS T7840 (T784) T7800 (T780) T7810 (T781) T7823 (T782S)

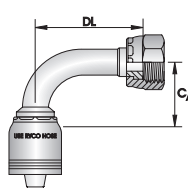
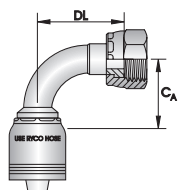
O RING
FACE SEAL



| HOSE SIZE | | THRD SIZE | TUBE SIZE | DASH SIZE | ORFS MALE | | ORFS FEMALE | | ORFS FEMALE 45° TUBE BEND | | | ORFS FEMALE 90° SHORT BEND | | |
|-----------|-------|-----------|-----------|-----------|-------------------|----------------|-------------------|----------------|---------------------------|----------------|----|----------------------------|----------------|----|
| DN | inch | inch | inch | | PART NO | C _A | PART NO | C _A | PART NO | C _A | DL | PART NO | C _A | DL |
| 10 | 3/8 | 11/16 | 3/8 | -0611 | T7840-0611 | 29 | T7800-0611 | 31 | T7810-0611 | 45 | 20 | | | |
| 10 | 3/8 | 13/16 | 1/2 | -0613 | | | | | T7810-0613 | 40 | 17 | | | |
| 12 | 1/2 | 13/16 | 1/2 | -0813 | T7840-0813 | 33 | T7800-0813 | 34 | T7810-0813 | 49 | 19 | | | |
| 12 | 1/2 | 1 | 5/8 | -0816 | | | T7800-0816 | 40 | T7810-0816 | 46 | 19 | | | |
| 12 | 1/2 | 1.3/16 | 3/4 | -0819 | | | T7800-0819 | 43 | | | | | | |
| 16 | 5/8 | 1 | 5/8 | -1016 | | | T7800-1016 | 38 | T7810-1016 | 59 | 20 | | | |
| 19 | 3/4 | 1.3/16 | 3/4 | -1219 | T7840-1219 | 38 | T7800-1219 | 43 | T7810-1219 | 64 | 29 | T7823-1219 | 56 | 49 |
| 19 | 3/4 | 1.7/16 | 1 | -1223 | | | T7800-1223 | 52 | | | | | | |
| 25 | 1 | 1.7/16 | 1 | -1623 | T7840-1623 | 41 | T7800-1623 | 54 | T7810-1623 | 86 | 34 | T7823-1623 | 64 | 56 |
| 25 | 1 | 1.11/16 | 1.1/4 | -1627 | | | T7800-1627 | 59 | | | | | | |
| 31 | 1.1/4 | 1.11/16 | 1.1/4 | -2027 | T7840-2027 | 45 | T7800-2027 | 59 | T7810-2027 | 107 | 45 | T7823-2027 | | |
| 38 | 1.1/2 | 2 | 1.1/2 | -2432 | | | T7800-2432 | 66 | T7810-2432 | 126 | 53 | | | |

ORFS T7820 (T782) T7830 (T783)

O RING
FACE SEAL



| HOSE SIZE | | THRD SIZE | TUBE SIZE | DASH SIZE | ORFS FEMALE 90° MEDIUM BEND | | | ORFS FEMALE 90° LONG BEND | | |
|-----------|-------|-----------|-----------|-----------|-----------------------------|----------------|-----|---------------------------|----------------|-----|
| DN | inch | inch | inch | | PART NO | C _A | DL | PART NO | C _A | DL |
| 10 | 3/8 | 11/16 | 3/8 | -0611 | T7820-0611 | 32 | 38 | | | |
| 12 | 1/2 | 13/16 | 1/2 | -0813 | T7820-0813 | 32 | 41 | | | |
| 12 | 1/2 | 1 | 5/8 | -0816 | T7820-0816 | 41 | 47 | | | |
| 12 | 1/2 | 1.3/16 | 3/4 | -0819 | T7820-0819 | 138 | 46 | | | |
| 16 | 5/8 | 1 | 5/8 | -1016 | T7820-1016 | 50 | 47 | | | |
| 19 | 3/4 | 1.3/16 | 3/4 | -1219 | T7820-1219 | 51 | 59 | T7830-1219 | 55 | 96 |
| 25 | 1 | 1.7/16 | 1 | -1623 | T7820-1623 | 67 | 71 | T7830-1623 | 74 | 113 |
| 31 | 1.1/4 | 1.11/16 | 1.1/4 | -2027 | T7820-2027 | 84 | 90 | T7830-2027 | 86 | 129 |
| 38 | 1.1/2 | 2 | 1.1/2 | -2432 | T7820-2432 | 105 | 107 | | | |

COUPLINGS

T7000 (T700) SERIES BITELOK ONE-PIECE CRIMP COUPLINGS

RKVP

T7896

T7899

RKVP
HIGH PRESSURE



| HOSE SIZE | | | | RKVP SIZE | MAX WP | DASH SIZE | RKVP MALE | | RKVP FEMALE | |
|-----------|-------|----|-----|-----------|--------|-----------|------------|----------------|-------------|----------------|
| DN | inch | mm | bar | | | | PART NO | C _A | PART NO | C _A |
| 10 | 3/8 | 10 | 450 | -0610 | | | T7896-0610 | 51 | T7899-0610 | 34 |
| 12 | 1/2 | 12 | 450 | -0812 | | | T7896-0812 | 53 | T7899-0812 | 37 |
| 16 | 5/8 | 20 | 420 | -1020 | | | T7896-1020 | 57 | T7899-1020 | 38 |
| 19 | 3/4 | 20 | 420 | -1220 | | | T7896-1220 | 56 | T7899-1220 | 39 |
| 25 | 1 | 25 | 420 | -1625 | | | T7896-1625 | 51 | T7899-1625 | 47 |
| 31 | 1.1/4 | 32 | 420 | -2032 | | | T7896-2032 | 70 | T7899-2032 | 57 |
| 38 | 1.1/2 | 40 | 420 | -2440 | | | T7896-2440 | 88 | T7899-2440 | 61 |
| 51 | 2 | 50 | 420 | -3250 | | | T7896-3250 | 85 | T7899-3250 | 63 |
| 63 | 2.1/2 | 63 | 350 | -4063 | | | T7896-4063 | 111 | T7899-4063 | 78 |

RKVF

T7890

T7894

RKVF
HIGH FLOW



| HOSE SIZE | | | | RKVF SIZE | MAX WP | DASH SIZE | RKVF MALE | | RKVF FEMALE | |
|-----------|-------|----|-----|-----------|--------|-----------|------------|----------------|-------------|----------------|
| DN | inch | mm | bar | | | | PART NO | C _A | PART NO | C _A |
| 51 | 2 | 50 | 165 | -3250 | | | T7890-3250 | 77 | T7894-3250 | 54 |
| 63 | 2.1/2 | 63 | 70 | -4063 | | | T7890-4063 | 77 | T7894-4063 | 53 |

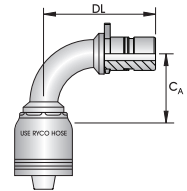
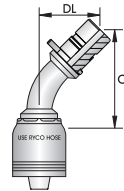
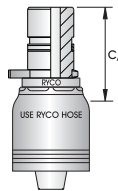
RYCO WEO

T7480
(T748)

T7482
(T748B)

T7483
(T748C)

WEO



| HOSE SIZE | | | PLUG-IN SIZE | | MAX WORKING PRESSURE | | RYCO WEO MALE | | RYCO WEO MALE 45° TUBE BEND | | | RYCO WEO MALE 90° TUBE BEND | | |
|-----------|------|------|--------------|------|----------------------|------|---------------|----------------|-----------------------------|----------------|----|-----------------------------|----------------|----|
| DN | Dash | inch | DN | inch | bar | psi | PART NO | C _A | PART NO | C _A | DL | PART NO | C _A | DL |
| 10 | -06 | 3/8 | 10 | 3/8 | 350 | 5100 | T7480-0606 | 35 | T7482-0606 | 55 | 27 | T7483-0606 | 35 | 52 |
| 12 | -08 | 1/2 | 12 | 1/2 | 350 | 5100 | T7480-0808 | 36 | T7482-0808 | 59 | 31 | T7483-0808 | 38 | 58 |
| 16 | -10 | 5/8 | 19 | 3/4 | 350 | 5100 | T7480-1012 | 45 | T7482-1012 | 72 | 40 | T7483-1012 | 44 | 73 |
| 19 | -12 | 3/4 | 19 | 3/4 | 350 | 5100 | T7480-1212 | 45 | T7482-1212 | 82 | 43 | T7483-1212 | 54 | 82 |
| 25 | -16 | 1 | 25 | 1 | 250 | 3600 | T7480-1616 | 56 | T7482-1616 | 105 | 53 | T7483-1616 | 72 | 97 |

NOTE: RYCO WEO male and female couplings and adaptors do not contain a shut-off valve. When not in use, cap the RYCO WEO male using the appropriate size RW811 series stop cap and plug the RYCO WEO female/cartridge using the appropriate size RW723 series stop plug.

T7000 (T700) SERIES BITELOK ONE-PIECE CRIMP COUPLINGS

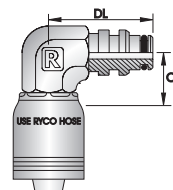
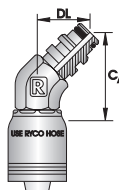
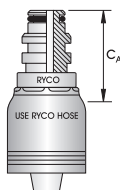
STAPLELOK

T7870
(T787)

T7871
(T788)

T7872
(T789)

STAPLE
O RING & BACK UP RING
SUPPLIED

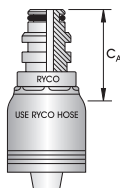


| HOSE SIZE | | STAPLE SIZE | DASH SIZE | STAPLELOK MALE | STAPLELOK MALE 45° ELBOW | | | STAPLELOK MALE 90° ELBOW | | | |
|-----------|-------|-------------|-----------|-------------------|--------------------------|-------------------|----------------|--------------------------|-------------------|----------------|-----|
| DN | inch | mm | | PART NO | C _A | PART NO | C _A | DL | PART NO | C _A | DL |
| 10 | 3/8 | 10 | -0610 | T7870-0610 | 38 | T7871-0610 | 43 | 28 | T7872-0610 | 21 | 46 |
| 12 | 1/2 | 12 | -0812 | T7870-0812 | 41 | T7871-0812 | 47 | 28 | T7872-0812 | 31 | 50 |
| 16 | 5/8 | 16 | -1016 | T7870-1016 | 39 | T7871-1016 | 45 | 28 | T7872-1016 | 33 | 53 |
| 19 | 3/4 | 20 | -1220 | T7870-1220 | 38 | T7871-1220 | 57 | 33 | T7872-1220 | 35 | 56 |
| 25 | 1 | 25 | -1625 | T7870-1625 | 50 | T7871-1625 | 63 | 37 | T7872-1625 | 45 | 84 |
| 31 | 1.1/4 | 32 | -2032 | T7870-2032 | 50 | T7871-2032 | 65 | 37 | T7872-2032 | 50 | 68 |
| 38 | 1.1/2 | 40 | -2440 | T7870-2440 | 57 | T7871-2440 | 82 | 44 | T7872-2440 | 61 | 85 |
| 51 | 2 | 50 | -3250 | T7870-3250 | 58 | T7871-3250 | 87 | 46 | T7872-3250 | 64 | 95 |
| 63 | 2.1/2 | 63 | -4063 | T7870-4063 | 93 | T7871-4063 | 112 | 69 | T7872-4063 | 80 | 137 |

SUPERLOK

T7876
(T787S)

SUPERSTAPLE
O RING & BACK UP RING
SUPPLIED



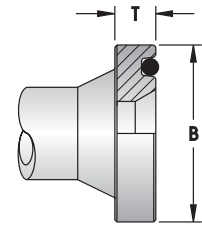
| HOSE SIZE | | STAPLE SIZE | DASH SIZE | RYCO SUPERLOK MALE | |
|-----------|-------|-------------|-----------|--------------------|----------------|
| DN | inch | mm | | PART NO | C _A |
| 12 | 1/2 | 12 | -0813 | T7876-0812 | 41 |
| 16 | 5/8 | 16 | -1016 | T7876-1016 | |
| 19 | 3/4 | 20 | -1220 | T7876-1220 | 47 |
| 25 | 1 | 25 | -1625 | T7876-1625 | 55 |
| 31 | 1.1/4 | 32 | -2032 | T7876-2032 | 71 |
| 38 | 1.1/2 | 40 | -2440 | T7876-2440 | 78 |
| 51 | 2 | 50 | -3250 | T7876-3250 | 78 |

COUPLINGS

T7000 (T700) SERIES BITELOK ONE-PIECE CRIMP COUPLINGS

DIMENSIONS FOR SAE CODE 61 AND CODE 62 FLANGES, AND RYCO CODE 62C FLANGES

| NOMINAL FLANGE | CODE 61 | | | | CODE 62 | | | | CODE 62C | | | | |
|----------------|---------|------|------|-------|---------|------|-------|-------|----------|------|-------|-------|----|
| | B | | T | | B | | T | | B | | T | | |
| inch | mm | inch | mm | inch | mm | inch | mm | inch | mm | inch | mm | inch | mm |
| 1/2 | 30,2 | 1.19 | 6,73 | 0.265 | 31,8 | 1.25 | 7,75 | 0.305 | | | | | |
| *5/8 | 34,0 | 1.34 | 6,73 | 0.265 | | | | | | | | | |
| 3/4 | 38,1 | 1.50 | 6,73 | 0.265 | 41,3 | 1.63 | 8,76 | 0.345 | 41,3 | 1.63 | 14,20 | 0.559 | |
| 1 | 44,5 | 1.75 | 8,00 | 0.315 | 47,6 | 1.88 | 9,53 | 0.375 | 47,6 | 1.88 | 14,20 | 0.559 | |
| 1.1/4 | 50,8 | 2.00 | 8,00 | 0.315 | 54,0 | 2.12 | 10,29 | 0.405 | 54,0 | 2.12 | 14,20 | 0.559 | |
| 1.1/2 | 60,3 | 2.38 | 8,00 | 0.315 | 63,5 | 2.50 | 12,57 | 0.495 | 63,5 | 2.50 | 14,20 | 0.559 | |
| 2 | 71,4 | 2.81 | 9,53 | 0.375 | 79,4 | 3.13 | 12,57 | 0.495 | 79,4 | 3.13 | 14,20 | 0.559 | |
| 2.1/2 | 84,1 | 3.31 | 9,53 | 0.375 | | | | | | | | | |
| 3 | 101,6 | 4.00 | 9,53 | 0.375 | | | | | | | | | |



NOTE: *5/8 is used by Komatsu.

RYCO Code 62C fittings conform to the flange OD and bolt hole patterns of SAE Code 62 but require special flange clamps.
RYCO Code 62C flange heads are thicker than SAE Code 62 and measure T = 14,2 mm (0.559 inch) in all sizes.

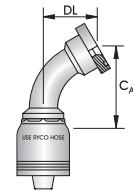
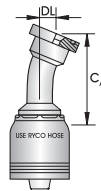
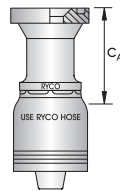
SAE FLANGE

T7130
(T713)

T7140
(T714)

T7150
(T715)

T7300
(T730)



RYCO
CODE 61
CLAMPS - SEE PAGES 345 & 346
***(5/8 KOMATSU)**
O RING NOT SUPPLIED

| HOSE SIZE | | NOM. FLANGE SIZE | DASH SIZE | CODE 61 FLANGE | CODE 61 FLANGE 22.5° TUBE BEND | CODE 61 FLANGE 45° TUBE BEND | CODE 61 FLANGE 60° TUBE BEND | | | | | | | |
|-----------|-------|------------------|-----------|-------------------|--------------------------------|------------------------------|------------------------------|----|-------------------|----------------|----|-------------------|----------------|----|
| DN | inch | inch | | PART NO | C _A | PART NO | C _A | DL | PART NO | C _A | DL | PART NO | C _A | DL |
| 12 | 1/2 | 1/2 | -0808 | T7130-0808 | 45 | | | | T7150-0808 | 49 | 20 | | | |
| 12 | 1/2 | 3/4 | -0812 | T7130-0812 | 47 | | | | T7150-0812 | 51 | 24 | | | |
| 19 | 3/4 | *5/8 | -1210 | T7130-1210 | 45 | | | | T7150-1210 | 56 | 26 | | | |
| 19 | 3/4 | 3/4 | -1212 | T7130-1212 | 46 | T7140-1212 | 72 | 12 | T7150-1212 | 65 | 26 | T7300-1212 | 78 | 37 |
| 19 | 3/4 | 1 | -1216 | T7130-1216 | 50 | T7140-1216 | 82 | 18 | T7150-1216 | 69 | 30 | T7300-1216 | 80 | 41 |
| 19 | 3/4 | 1.1/4 | -1220 | T7130-1220 | 56 | | | | | | | | | |
| 25 | 1 | 1 | -1616 | T7130-1616 | 52 | T7140-1616 | 93 | 14 | T7150-1616 | 81 | 30 | T7300-1616 | 99 | 46 |
| 25 | 1 | 1.1/4 | -1620 | T7130-1620 | 57 | T7140-1620 | 94 | 17 | T7150-1620 | 83 | 32 | T7300-1620 | 97 | 45 |
| 25 | 1 | 1.1/2 | -1624 | T7130-1624 | 84 | | | | | | | | | |
| 31 | 1.1/4 | 1 | -2016 | T7130-2016 | 85 | | | | T7150-2016 | 88 | 30 | | | |
| 31 | 1.1/4 | 1.1/4 | -2020 | T7130-2020 | 59 | T7140-2020 | 107 | 16 | T7150-2020 | 100 | 36 | T7300-2020 | 119 | 51 |
| 31 | 1.1/4 | 1.1/2 | -2024 | T7130-2024 | 85 | T7140-2024 | 116 | 20 | T7150-2024 | 103 | 38 | T7300-2024 | 121 | 54 |
| 38 | 1.1/2 | 1.1/4 | -2420 | T7130-2420 | 59 | | | | | | | | | |
| 38 | 1.1/2 | 1.1/2 | -2424 | T7130-2424 | 85 | T7140-2424 | 118 | 24 | T7150-2424 | 115 | 42 | T7300-2424 | 144 | 60 |
| 38 | 1.1/2 | 2 | -2432 | T7130-2432 | 95 | T7140-2432 | 134 | 27 | T7150-2432 | 120 | 47 | T7300-2432 | 147 | 68 |
| 51 | 2 | 2 | -3232 | T7130-3232 | 101 | T7140-3232 | 156 | 56 | T7150-3232 | 150 | 58 | T7300-3232 | 181 | 82 |
| 51 | 2 | 2.1/2 | -3240 | T7130-3240 | 101 | | | | | | | | | |
| 63 | 2.1/2 | 2.1/2 | -4040 | T7130-4040 | 79 | | | | T7150-4040 | | | | | |

T7000 (T700) SERIES BITELOK ONE-PIECE CRIMP COUPLINGS

SAE FLANGE

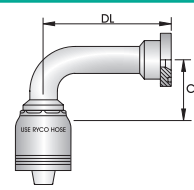
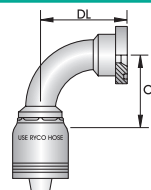
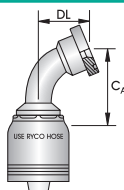
T7290
(T729)

T7160
(T716)

T7170
(T717)

T7171
(T717A)

RYCO
CODE 61
CLAMPS - SEE PAGES 345 & 346
*(5/8 KOMATSU)
O RING NOT SUPPLIED



| HOSE SIZE | | NOM. FLANGE SIZE | DASH SIZE | CODE 61 FLANGE 30° TUBE BEND | | | CODE 61 FLANGE 67.5° TUBE BEND | | | CODE 61 FLANGE 90° TUBE BEND | | | CODE 61 FLANGE 90° SPECIAL TUBE BEND | | |
|-----------|-------|------------------|-----------|------------------------------|----------------|----|--------------------------------|----------------|----|------------------------------|----------------|-----|--------------------------------------|----------------|-----|
| DN | inch | inch | | PART NO | C _A | DL | PART NO | C _A | DL | PART NO | C _A | DL | PART NO | C _A | DL |
| 12 | 1/2 | 1/2 | -0808 | | | | | | | T7170-0808 | 42 | 41 | | | |
| 12 | 1/2 | 3/4 | -0812 | | | | | | | T7170-0812 | 42 | 46 | T7171-0812 | 51 | 73 |
| 19 | 3/4 | *5/8 | -1210 | | | | | | | T7170-1210 | 51 | 48 | | | |
| 19 | 3/4 | 3/4 | -1212 | T7290-1212 | 70 | 18 | T7160-1212 | 76 | 45 | T7170-1212 | 55 | 54 | | | |
| 19 | 3/4 | 1 | -1216 | | | | T7160-1216 | 78 | 49 | T7170-1216 | 55 | 60 | T7171-1216 | 55 | 79 |
| 25 | 1 | 3/4 | -1612 | | | | | | | T7170-1612 | 60 | 54 | | | |
| 25 | 1 | 1 | -1616 | T7290-1616 | 94 | 22 | T7160-1616 | 88 | 50 | T7170-1616 | 68 | 68 | | | |
| 25 | 1 | 1.1/4 | -1620 | | | | T7160-1620 | 88 | 52 | T7170-1620 | 70 | 69 | | | |
| 25 | 1 | 1.1/2 | -1624 | | | | | | | T7170-1624 | 68 | 73 | | | |
| 31 | 1.1/4 | 1 | -2016 | | | | | | | T7170-2016 | 78 | 68 | | | |
| 31 | 1.1/4 | 1.1/4 | -2020 | T7290-2020 | 104 | 20 | T7160-2020 | 132 | 67 | T7170-2020 | 88 | 78 | | | |
| 31 | 1.1/4 | 1.1/2 | -2024 | T7290-2024 | 110 | 23 | T7160-2024 | 133 | 68 | T7170-2024 | 88 | 81 | T7171-2024 | 84 | 79 |
| 38 | 1.1/2 | 1.1/2 | -2424 | T7290-2424 | 118 | 26 | T7160-2424 | 131 | 70 | T7170-2424 | 104 | 93 | | | |
| 38 | 1.1/2 | 2 | -2432 | T7290-2432 | 130 | 32 | T7160-2432 | 134 | 79 | T7170-2432 | 104 | 99 | T7171-2432 | 103 | 114 |
| 51 | 2 | 2 | -3232 | T7290-3232 | 149 | 30 | T7160-3232 | 169 | 93 | T7170-3232 | 137 | 130 | T7171-3232 | 138 | 165 |
| 51 | 2 | 2.1/2 | -3240 | | | | | | | T7170-3240 | 141 | 134 | | | |
| 63 | 2.1/2 | 2.1/2 | -4040 | | | | | | | T7170-4040 | | | | | |

NOTE: For SAE Code 61/62 and RYCO Code 62C Flange dimensions, see page 228.

COUPLINGS

T7000 (T700) SERIES BITELOK ONE-PIECE CRIMP COUPLINGS

SAE FLANGE

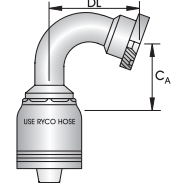
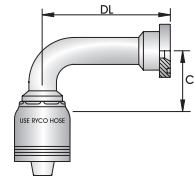
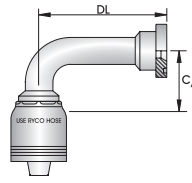
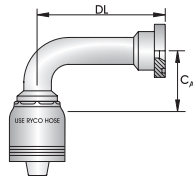
T7172
(T717B)

T7173
(T717L)

T7174
(T717D)

T7910
(T791)

RYCO
CODE 61
CLAMPS - SEE PAGES 345 & 346
O RING NOT SUPPLIED



| HOSE SIZE | | | NOM. FLANGE SIZE | DASH SIZE | CODE 61 FLANGE 90° SPECIAL TUBE BEND | CODE 61 FLANGE 90° LONG TUBE BEND | CODE 61 FLANGE 90° SPECIAL TUBE BEND | CODE 61 FLANGE 110° TUBE BEND | | | | | | | | |
|-----------|-------|-------|------------------|-------------------|--------------------------------------|-----------------------------------|--------------------------------------|-------------------------------|----------------|-------------------|---------|----------------|-------------------|---------|----------------|----|
| DN | inch | inch | | | PART NO | C _A | DL | PART NO | C _A | DL | PART NO | C _A | DL | PART NO | C _A | DL |
| 19 | 3/4 | 3/4 | -1212 | T7172-1212 | 56 | 96 | T7173-1212 | 55 | 78 | T7174-1212 | 55 | 96 | T7910-1212 | 75 | 63 | |
| 25 | 1 | 1 | -1616 | T7172-1616 | 71 | 67 | T7173-1616 | 71 | 94 | T7174-1616 | 70 | 118 | T7910-1616 | 82 | 80 | |
| 25 | 1 | 1.1/4 | -1620 | | | | T7173-1620 | 67 | 93 | T7174-1620 | 68 | 118 | T7910-1620 | 82 | 85 | |
| 31 | 1.1/4 | 1.1/4 | -2020 | T7172-2020 | 84 | 92 | T7173-2020 | 80 | 108 | T7174-2020 | 85 | 130 | T7910-2020 | 90 | 95 | |
| 31 | 1.1/4 | 1.1/2 | -2024 | | | | | | | | | | T7910-2024 | 90 | 98 | |
| 38 | 1.1/2 | 1.1/2 | -2424 | T7172-2424 | 103 | 148 | | | | T7174-2424 | 103 | 148 | T7910-2424 | 148 | 116 | |
| 38 | 1.1/2 | 2 | -2432 | | | | | | | | | | T7910-2432 | 149 | 107 | |
| 51 | 2 | 2 | -3232 | | | | | | | T7174-3232 | 136 | 203 | T7910-3232 | 149 | 142 | |

NOTE: For SAE Code 61/62 and RYCO Code 62C Flange dimensions, see page 228.

SAE FLANGE

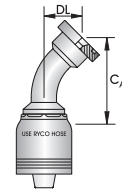
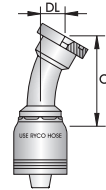
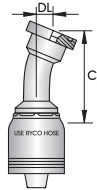
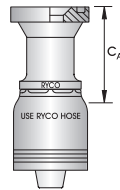
T7330
(T733)

T7440
(T744)

T7450
(T745)

T7350
(T735)

RYCO
CODE 62
CLAMPS - SEE PAGES 345 & 346
O RING NOT SUPPLIED



| HOSE SIZE | | | | NOM. FLANGE SIZE | DASH SIZE | CODE 62 FLANGE | CODE 62 FLANGE 22.5° TUBE BEND | CODE 62 FLANGE 30° TUBE BEND | CODE 62 FLANGE 45° TUBE BEND | | | | | |
|-----------|-------|-------|-------|-------------------|-----------|-------------------|--------------------------------|------------------------------|------------------------------|----------------|----|-------------------|----------------|----|
| DN | inch | inch | | | | PART NO | C _A | DL | PART NO | C _A | DL | PART NO | C _A | DL |
| 12 | 1/2 | 1/2 | -0808 | T7330-0808 | 45 | | | | | | | | | |
| 12 | 1/2 | 3/4 | -0812 | T7330-0812 | 57 | | | | | | | | | |
| 16 | 5/8 | 1/2 | -1008 | T7330-1008 | 45 | | | | | | | | | |
| 16 | 5/8 | 3/4 | -1012 | T7330-1012 | 51 | | | | | | | | | |
| 19 | 3/4 | 3/4 | -1212 | T7330-1212 | 51 | T7440-1212 | 77 | 16 | T7450-1212 | 70 | 19 | T7350-1212 | 66 | 28 |
| 19 | 3/4 | 1 | -1216 | T7330-1216 | 54 | T7440-1216 | 81 | 18 | | | | T7350-1216 | 70 | 31 |
| 25 | 1 | 3/4 | -1612 | T7330-1612 | 53 | | | | | | | T7350-1612 | 72 | 28 |
| 25 | 1 | 1 | -1616 | T7330-1616 | 52 | T7440-1616 | 89 | 16 | T7450-1616 | 88 | 22 | T7350-1616 | 82 | 31 |
| 25 | 1 | 1.1/4 | -1620 | T7330-1620 | 57 | | | | T7450-1620 | 88 | 25 | T7350-1620 | 85 | 34 |
| 31 | 1.1/4 | 1 | -2016 | T7330-2016 | 85 | | | | | | | | | |
| 31 | 1.1/4 | 1.1/4 | -2020 | T7330-2020 | 59 | T7440-2020 | 107 | 17 | T7450-2020 | 107 | 22 | T7350-2020 | 102 | 38 |
| 31 | 1.1/4 | 1.1/2 | -2024 | T7330-2024 | 85 | T7440-2024 | 137 | 22 | T7450-2024 | 112 | 25 | T7350-2024 | 106 | 41 |
| 38 | 1.1/2 | 1.1/2 | -2424 | T7330-2424 | 85 | T7440-2424 | 126 | 24 | T7450-2424 | 134 | 33 | T7350-2424 | 118 | 45 |
| 38 | 1.1/2 | 2 | -2432 | T7330-2432 | 95 | | | | | | | T7350-2432 | 120 | 50 |
| 51 | 2 | 2 | -3232 | T7330-3232 | 95 | T7440-3232 | 162 | 28 | | | | T7350-3232 | 152 | 60 |

T7000 (T700) SERIES BITELOK ONE-PIECE CRIMP COUPLINGS

SAE FLANGE

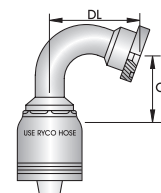
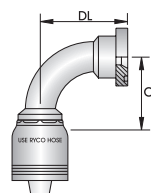
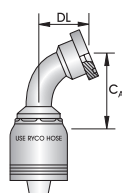
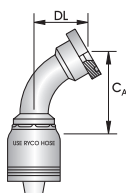
T7460
(T746)

T7360
(T736)

T7370
(T737)

T7930
(T793)

RYCO
CODE 62
CLAMPS - SEE PAGES 345 & 346
O RING NOT SUPPLIED



| HOSE SIZE | | NOM. FLANGE SIZE | DASH SIZE | CODE 62 FLANGE 60° TUBE BEND | | | CODE 62 FLANGE 67.5° TUBE BEND | | | CODE 62 FLANGE 90° TUBE BEND | | | CODE 62 FLANGE 110° TUBE BEND | | |
|-----------|-------|------------------|-----------|------------------------------|----------------|----|--------------------------------|----------------|----|------------------------------|----------------|-----|-------------------------------|----------------|-----|
| DN | inch | inch | | PART NO | C _A | DL | PART NO | C _A | DL | PART NO | C _A | DL | PART NO | C _A | DL |
| 12 | 1/2 | 1/2 | -0808 | | | | | | | T7370-0808 | 42 | 42 | | | |
| 12 | 1/2 | 3/4 | -0812 | | | | | | | T7370-0812 | 42 | 46 | | | |
| 19 | 3/4 | 3/4 | -1212 | T7460-1212 | 80 | 36 | T7360-1212 | 77 | 47 | T7370-1212 | 55 | 56 | | | |
| 19 | 3/4 | 1 | -1216 | T7460-1216 | 82 | 37 | T7360-1216 | 78 | 57 | T7370-1216 | 55 | 61 | | | |
| 25 | 1 | 3/4 | -1612 | | | | | | | T7370-1612 | 60 | 56 | | | |
| 25 | 1 | 1 | -1616 | T7460-1616 | 96 | 44 | T7360-1616 | 89 | 51 | T7370-1616 | 68 | 70 | | | |
| 25 | 1 | 1.1/4 | -1620 | T7460-1620 | 97 | 46 | T7360-1620 | 93 | 72 | T7370-1620 | 70 | 71 | | | |
| 31 | 1.1/4 | 1 | -2016 | | | | | | | T7370-2016 | 78 | 70 | | | |
| 31 | 1.1/4 | 1.1/4 | -2020 | T7460-2020 | 99 | 46 | T7360-2020 | 133 | 72 | T7370-2020 | 88 | 80 | | | |
| 31 | 1.1/4 | 1.1/2 | -2024 | T7460-2024 | 122 | 58 | T7360-2024 | 137 | 74 | T7370-2024 | 88 | 86 | | | |
| 38 | 1.1/2 | 1.1/2 | -2424 | T7460-2424 | 155 | 71 | | | | T7370-2424 | 104 | 98 | T7930-2424 | 149 | 117 |
| 38 | 1.1/2 | 2 | -2432 | | | | | | | T7370-2432 | 104 | 104 | T7930-2432 | 150 | 108 |
| 51 | 2 | 2 | -3232 | | | | | | | T7370-3232 | 137 | 131 | T7930-3232 | 150 | 143 |

NOTE: For SAE Code 61/62 and RYCO Code 62C Flange dimensions, see page 228.

SPECIAL FLANGE

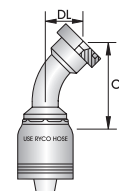
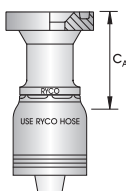
T7333
(T733C)

T7443
(T744C)

T7453
(T745C)

T7353
(T735C)

RYCO
CODE 62C
O RING NOT SUPPLIED



| HOSE SIZE | | NOM. FLANGE SIZE | DASH SIZE | RYCO CODE 62C FLANGE | | | RYCO CODE 62C FLANGE 22.5° TUBE BEND | | | RYCO CODE 62C FLANGE 30° TUBE BEND | | | RYCO CODE 62C FLANGE 45° TUBE BEND | | |
|-----------|-------|------------------|-----------|----------------------|----------------|--|--------------------------------------|----------------|----|------------------------------------|----------------|----|------------------------------------|-----|----|
| DN | inch | inch | | PART NO | C _A | | PART NO | C _A | DL | PART NO | C _A | DL | PART NO | CA | DL |
| 19 | 3/4 | 3/4 | -1212 | T7333-1212 | 62 | | T7443-1212 | 82 | 19 | T7453-1212 | 81 | 23 | T7353-1212 | 69 | 31 |
| 19 | 3/4 | 1 | -1216 | T7333-1216 | 62 | | T7443-1216 | 85 | 20 | | | | T7353-1216 | 72 | 33 |
| 25 | 1 | 1 | -1616 | T7333-1616 | 64 | | T7443-1616 | 89 | 16 | T7453-1616 | 108 | 24 | T7353-1616 | 83 | 35 |
| 25 | 1 | 1.1/4 | -1620 | T7333-1620 | 71 | | T7443-1620 | 93 | 16 | T7453-1620 | 111 | 25 | T7353-1620 | 81 | 37 |
| 31 | 1.1/4 | 1.1/4 | -2020 | T7333-2020 | 86 | | T7443-2020 | 107 | 17 | T7453-2020 | 115 | 25 | T7353-2020 | 104 | 41 |
| 31 | 1.1/4 | 1.1/2 | -2024 | T7333-2024 | 86 | | T7443-2024 | 137 | 22 | T7453-2024 | 114 | 26 | T7353-2024 | 105 | 41 |
| 38 | 1.1/2 | 1.1/2 | -2424 | T7333-2424 | 88 | | T7443-2424 | 126 | 24 | T7453-2424 | 116 | 30 | T7353-2424 | 119 | 46 |
| 51 | 2 | 2 | -3232 | T7333-3232 | 97 | | | | | | | | T7353-3232 | 156 | 61 |

NOTE: These T7003 fittings have similar end styles to Caterpillar® XT-3 range of Flanged Hose Couplings. Cat™ Caterpillar®, XT-3™ Caterpillar®
For SAE Code 61/62 and RYCO Code 62C Flange dimensions, see page 228.

COUPLINGS

T7000 (T700) SERIES BITELOK ONE-PIECE CRIMP COUPLINGS

SPECIAL FLANGE

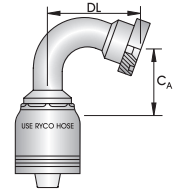
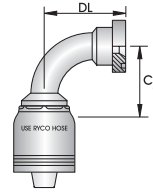
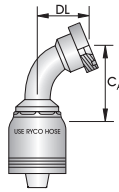
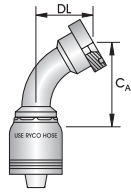
T7463
(T746C)

T7363
(T736C)

T7373
(T737C)

T7933
(T793C)

RYCO
CODE 62C
O RING NOT SUPPLIED



| HOSE SIZE | | NOM. FLANGE SIZE | DASH SIZE | RYCO CODE 62C FLANGE 60° TUBE BEND | RYCO CODE 62C FLANGE 67.5° TUBE BEND | RYCO CODE 62C FLANGE 90° TUBE BEND | RYCO CODE 62C FLANGE 110° TUBE BEND | | | | | | | | |
|-----------|-------|------------------|-----------|------------------------------------|--------------------------------------|------------------------------------|-------------------------------------|----------------|----|-------------------|----------------|-----|-------------------|----------------|-----|
| DN | inch | inch | | PART NO | C _A | DL | PART NO | C _A | DL | PART NO | C _A | DL | PART NO | C _A | DL |
| 19 | 3/4 | 3/4 | -1212 | T7463-1212 | 80 | 37 | T7363-1212 | 79 | 52 | T7373-1212 | 55 | 61 | | | |
| 19 | 3/4 | 1 | -1216 | T7463-1216 | 82 | 41 | T7363-1216 | 80 | 53 | T7373-1216 | 55 | 66 | | | |
| 25 | 1 | 1 | -1616 | T7463-1616 | 96 | 47 | T7363-1616 | 91 | 53 | T7373-1616 | 68 | 74 | | | |
| 25 | 1 | 1.1/4 | -1620 | T7463-1620 | 101 | 49 | T7363-1620 | 92 | 56 | T7373-1620 | 68 | 75 | | | |
| 31 | 1.1/4 | 1.1/4 | -2020 | T7463-2020 | 120 | 56 | T7363-2020 | 113 | 67 | T7373-2020 | 85 | 83 | | | |
| 31 | 1.1/4 | 1.1/2 | -2024 | T7463-2024 | 145 | 66 | T7363-2024 | 136 | 76 | T7373-2024 | 86 | 85 | | | |
| 38 | 1.1/2 | 1.1/2 | -2424 | T7463-2424 | 144 | 68 | T7363-2424 | 136 | 77 | T7373-2424 | 99 | 99 | T7933-2424 | 140 | 120 |
| 51 | 2 | 2 | -3232 | | | | | | | T7272-3232 | 137 | 133 | | | |

NOTE: These **T7003** fittings have similar end styles to Caterpillar® XT-3 range of Flanged Hose Couplings. Cat™ Caterpillar®, XT-3™ Caterpillar®.

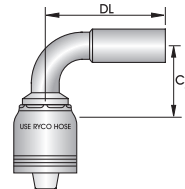
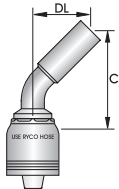
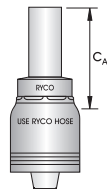
STANDPIPE

T7640
(T764)

T7643
(T764B)

T7646
(T764C)

METRIC



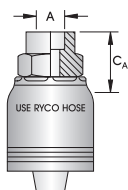
| HOSE SIZE | | TUBE SIZE | DASH SIZE | METRIC STANDPIPE | METRIC STANDPIPE 45° TUBE BEND | METRIC STANDPIPE 90° TUBE BEND | | | | | |
|-----------|-------|-----------|-----------|-------------------|--------------------------------|--------------------------------|----------------|----|-------------------|----------------|----|
| DN | inch | mm | | PART NO | C _A | PART NO | C _A | DL | PART NO | C _A | DL |
| 12 | 1/2 | 14 | -0814 | T7640-0814 | 40 | | | | | | |
| 12 | 1/2 | 16 | -0816 | | | | | | T7646-0816 | 41 | 53 |
| 19 | 3/4 | 20 | -1220 | T7640-1220 | 47 | | | | | | |
| 19 | 3/4 | 25 | -1225 | | | | | | | | |
| 25 | 1 | 25 | -1625 | | | | | | | | |
| 31 | 1.1/4 | 30 | -2030 | T7640-2030 | 23 | | | | | | |
| 31 | 1.1/4 | 38 | -2038 | T7640-2038 | 23 | | | | | | |

NOTE: See page 337 for DKL and DKS Metric Nuts and Olives for use with Metric Standpipe Fittings.

T7000 (T700) SERIES BITELOK ONE-PIECE CRIMP COUPLINGS

SALVAGE

T7230
(T723)



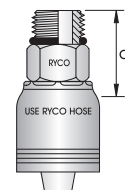
TUBE WELD

| HOSE SIZE | | A | DASH SIZE | SALVAGE (LIFESAVER) | |
|-----------|-------|-------|-----------|---------------------|----------------|
| DN | inch | inch | | PART NO | C _A |
| 12 | 1/2 | 1/2 | -0808 | T7230-0808 | 19 |
| 12 | 1/2 | 5/8 | -0810 | T7230-0810 | 21 |
| 19 | 3/4 | 5/8 | -1210 | T7230-1210 | 21 |
| 19 | 3/4 | 3/4 | -1212 | T7230-1212 | 26 |
| 19 | 3/4 | 1 | -1216 | T7230-1216 | 21 |
| 25 | 1 | 3/4 | -1612 | T7230-1612 | 27 |
| 25 | 1 | 1 | -1616 | T7230-1616 | 26 |
| 25 | 1 | 1.1/4 | -1620 | T7230-1620 | 27 |
| 31 | 1.1/4 | 1 | -2016 | T7230-2016 | 29 |
| 31 | 1.1/4 | 1.1/4 | -2020 | T7230-2020 | 31 |
| 38 | 1.1/2 | 1.1/2 | -2424 | T7230-2424 | 34 |
| 51 | 2 | 2 | -3232 | T7230-3232 | 41 |

WARNING: Due to high pressures involved, special care must be taken when using **T7230** Salvage Couplings. See Clause 8 of the Terms & Conditions of Sale.

UNO (O RING BOSS)

T7200
(T720)



O RING SUPPLIED

| HOSE SIZE | | THRD SIZE | TUBE SIZE | DASH SIZE | UN O RING MALE | |
|-----------|------|-----------|-----------|-----------|-------------------|----------------|
| DN | inch | inch | inch | | PART NO | C _A |
| 19 | 3/4 | 1.1/16 | 3/4 | -1217 | T7200-1217 | 36 |
| 25 | 1 | 1.5/16 | 1 | -1621 | T7200-1621 | 39 |

HAMMER UNION

T71502

T71501

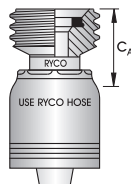
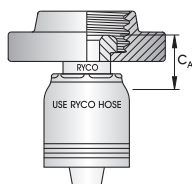


FIGURE 1502
STANDARD SERVICE

| HOSE SIZE | | THRD SIZE | DASH SIZE | FIG 1502 MALE (WITH NUT) | | FIG 1502 FEMALE (WITH SEAL) | |
|-----------|-------|-----------|-----------|--------------------------|----------------|-----------------------------|----------------|
| DN | inch | inch | | PART NO | C _A | PART NO | C _A |
| 38 | 1.1/2 | 2 | -2432 | T71502-2432 | 110 | T71501-2432 | 91 |
| 51 | 2 | 2 | -3232 | T71502-3232 | 111 | T71501-3232 | 92 |

NOTE: Nut must be installed onto hose before coupling is installed and crimped. Replacement parts **RF1502N-32** nut and **RF1502W-32** Nitrile seal are available.