

HOSE

ISOBARIC BRAID

T5000A

COMPACT ISOBARIC HOSE
350 BAR / 5100 PSI



RECOMMENDED FOR:

Very high pressure hydraulic oil lines. Constant pressure (Isobaric) 350 bar / 5100 psi in all sizes. Small bend radius and compact dimensions are advantages in installations.

PERFORMANCE:

Meets or Exceeds the Performance Requirements of: ISO 18752-AC.

TUBE:

Black, oil resistant synthetic rubber.

REINFORCEMENT:

Two braids of high tensile steel wire.

COVER:

AVENGER™ Black, oil and abrasion resistant synthetic rubber. Flame resistant & MSHA compliant. Highly visible layline branding for easy and permanent identification. No skiving required with T2000 Series BITELOK Crimp Couplings.

FEATURES:

Constant pressure 350 bar / 5100 psi in all sizes for easy system design and hose selection. Small bend radius and compact dimensions are advantages in installations.

MSHA - FLAME RESISTANCE:

AVENGER™ complies with Flame Resistant requirements of Australian Standard AS 2660 and Method of Test AS 1180.10B. Meets Flame Resistant Designation "U.S. MSHA" of the US Department of Labor, Mine Safety and Health Administration.

TEMPERATURE RANGE:

-40°C to +100°C (-40°F to +212°F).
For water, emulsions etc. see page 57.

WORKING PRESSURE:








Maximum working pressures are based on 4:1 safety factor (maximum working pressure to minimum burst pressure).

THIRD PARTY APPROVALS:

ABS, DNV, GL, LR, MED and USCG.

COUPLINGS:

BITELOK NON-SKIVE ONE-PIECE CRIMP
T2000 Series (sizes -04 to -08)

T5000A - AVENGER COMPACT ISOBARIC HOSE															
PART NO	HOSE SIZE	NOMINAL HOSE ID		NOMINAL HOSE OD		MAXIMUM WORKING PRESSURE		MINIMUM BURST PRESSURE		MINIMUM BEND RADIUS		AVERAGE WEIGHT		COUPLING SERIES ONE PIECE	
Hose	DN	Dash	mm	inch	mm	inch	bar	psi	bar	psi	mm	inch	kg/m	lb/ft	NON-SKIVE
T5004A	6	-04	6,3	1/4	13,2	0.52	350	5100	1400	20400	50	1.97	0,28	0.19	T2000
T5005A	8	-05	7,9	5/16	15,6	0.61	350	5100	1400	20400	55	2.17	0,34	0.23	T2000
T5006A	10	-06	9,5	3/8	17,1	0.67	350	5100	1400	20400	65	2.56	0,41	0.28	T2000
T5008A	12	-08	12,7	1/2	20,6	0.81	350	5100	1400	20400	90	3.55	0,57	0.38	T2000