

# Ryco 3300 Series Hose End Catalog



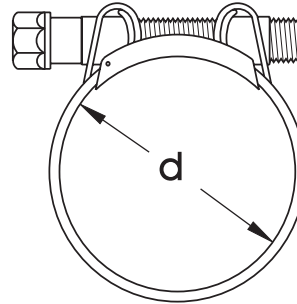


# 3300 Series Suction and Return Couplings

For RYCO Hose Series SR and SRF all sizes.

3300 Series require a suitable clamp around the outside of the hose.

| HOSE DASH SIZE | CLAMP PART NO    | CLAMP ADJUSTMENT RANGE<br>d mm | RECOMMENDED TIGHTENING TORQUE |         |
|----------------|------------------|--------------------------------|-------------------------------|---------|
|                |                  |                                | Nm                            | ft. lbs |
| -12            | <b>RSC-3134</b>  | 31 to 34                       | 20                            | 15      |
| -16            | <b>RSC-3740*</b> | 37 to 40                       | 20                            | 15      |
|                | <b>RSC-4043*</b> | 40 to 43                       | 20                            | 15      |
| -20            | <b>RSC-4347*</b> | 43 to 47                       | 20                            | 15      |
|                | <b>RSC-4751*</b> | 47 to 51                       | 20                            | 15      |
| -24            | <b>RSC-5155</b>  | 51 to 55                       | 20                            | 15      |
| -32            | <b>RSC-6368</b>  | 63 to 68                       | 25                            | 18      |
| -40            | <b>RSC-7379</b>  | 73 to 79                       | 25                            | 18      |
| -48            | <b>RSC-8591</b>  | 85 to 91                       | 25                            | 18      |



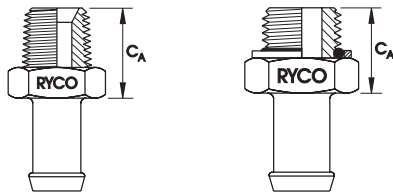
\*Due to the manufacturing tolerance on outside diameter of the hose and the range of adjustment of the clamp, it is necessary to confirm correct clamp at time of assembly.

## BSP

### 3301

### 3311

60° SEAT  
FLAT SEAT



| HOSE SIZE |       | THREAD SIZE | DASH SIZE | BSPT MALE        |                | BSPP O RING MALE |                |
|-----------|-------|-------------|-----------|------------------|----------------|------------------|----------------|
| DN        | inch  | inch        |           | PART NO          | C <sub>A</sub> | PART NO          | C <sub>A</sub> |
| 19        | 3/4   | 3/8         | -1206     | <b>3301-1206</b> | 23             |                  |                |
| 19        | 3/4   | 1/2         | -1208     | <b>3301-1208</b> | 28             |                  |                |
| 19        | 3/4   | 3/4         | -1212     | <b>3301-1212</b> | 28             |                  |                |
| 19        | 3/4   | 1           | -1216     | <b>3301-1216</b> | 36             |                  |                |
| 25        | 1     | 1/2         | -1608     |                  |                |                  |                |
| 25        | 1     | 3/4         | -1612     | <b>3301-1612</b> | 29             | <b>3311-1612</b> | 27             |
| 25        | 1     | 1           | -1616     | <b>3301-1616</b> | 36             | <b>3311-1616</b> | 27             |
| 25        | 1     | 1.1/4       | -1620     | <b>3301-1620</b> | 38             |                  |                |
| 31        | 1.1/4 | 3/4         | -2012     | <b>3301-2012</b> | 31             | <b>3311-2012</b> | 27             |
| 31        | 1.1/4 | 1           | -2016     | <b>3301-2016</b> | 36             | <b>3311-2016</b> | 27             |
| 31        | 1.1/4 | 1.1/4       | -2020     | <b>3301-2020</b> | 38             | <b>3311-2020</b> | 28             |
| 31        | 1.1/4 | 1.1/2       | -2024     | <b>3301-2024</b> | 39             |                  |                |
| 38        | 1.1/2 | 1           | -2416     | <b>3301-2416</b> | 36             | <b>3311-2416</b> | 27             |
| 38        | 1.1/2 | 1.1/4       | -2420     | <b>3301-2420</b> | 38             | <b>3311-2420</b> | 28             |
| 38        | 1.1/2 | 1.1/2       | -2424     | <b>3301-2424</b> | 39             |                  |                |
| 51        | 2     | 1           | -3216     | <b>3301-3216</b> | 39             |                  |                |
| 51        | 2     | 1.1/4       | -3220     |                  |                |                  |                |
| 51        | 2     | 1.1/2       | -3224     | <b>3301-3224</b> | 40             |                  |                |
| 51        | 2     | 2           | -3232     | <b>3301-3232</b> | 44             |                  |                |
| 63        | 2.1/2 | 1.1/2       | -4024     |                  |                |                  |                |
| 63        | 2.1/2 | 2           | -4032     |                  |                |                  |                |

# 3300 Series Suction and Return Couplings

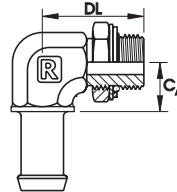
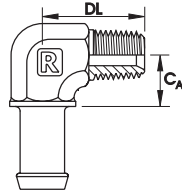


For RYCO Hose Series SR and SRF all sizes.

3300 Series require a suitable clamp around the outside of the hose.

## BSP 3340 3341

60° SEAT  
FLAT SEAT

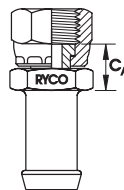
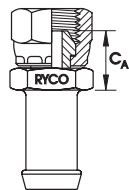


| HOSE SIZE | THREAD SIZE | DASH SIZE | BSPT MALE 90° ELBOW | BSPP O RING MALE 90° ELBOW |
|-----------|-------------|-----------|---------------------|----------------------------|
|-----------|-------------|-----------|---------------------|----------------------------|

| DN | inch  | inch  |       | PART NO          | C <sub>A</sub> | DL | PART NO          | C <sub>A</sub> | DL |
|----|-------|-------|-------|------------------|----------------|----|------------------|----------------|----|
| 19 | 3/4   | 1/2   | -1208 | <b>3340-1208</b> | 22             | 37 |                  |                |    |
| 19 | 3/4   | 3/4   | -1212 | <b>3340-1212</b> | 25             | 40 |                  |                |    |
| 25 | 1     | 1/2   | -1608 | <b>3340-1608</b> | 25             | 42 | <b>3341-1608</b> | 25             | 46 |
| 25 | 1     | 3/4   | -1612 | <b>3340-1612</b> | 25             | 40 | <b>3341-1612</b> | 25             | 47 |
| 25 | 1     | 1     | -1616 | <b>3340-1616</b> | 29             | 50 |                  |                |    |
| 25 | 1     | 1.1/4 | -1620 | <b>3340-1620</b> | 36             | 61 |                  |                |    |
| 31 | 1.1/4 | 3/4   | -2012 | <b>3340-2012</b> | 30             | 45 | <b>3341-2012</b> | 30             |    |
| 31 | 1.1/4 | 1     | -2016 | <b>3340-2016</b> | 30             | 50 | <b>3341-2016</b> | 30             | 52 |
| 31 | 1.1/4 | 1.1/4 | -2020 | <b>3340-2020</b> | 36             | 61 | <b>3341-2020</b> | 36             | 57 |
| 31 | 1.1/4 | 1.1/2 | -2024 | <b>3340-2024</b> | 41             | 67 |                  |                |    |
| 38 | 1.1/2 | 1     | -2416 | <b>3340-2416</b> | 36             | 60 | <b>3341-2416</b> | 36             | 57 |
| 38 | 1.1/2 | 1.1/4 | -2420 | <b>3340-2420</b> | 36             | 61 | <b>3341-2420</b> | 36             | 57 |
| 38 | 1.1/2 | 1.1/2 | -2424 | <b>3340-2424</b> | 41             | 67 |                  |                |    |
| 51 | 2     | 1.1/4 | -3220 | <b>3340-3220</b> | 53             | 75 |                  |                |    |
| 51 | 2     | 1.1/2 | -3224 | <b>3340-3224</b> | 53             | 75 |                  |                |    |
| 51 | 2     | 2     | -3232 |                  |                |    |                  |                |    |

## BSP 3302 3302F

60° SEAT  
FLAT SEAT



| HOSE SIZE | THREAD SIZE | DASH SIZE | BSPP FEMALE | BSPP FEMALE FLAT FACE |
|-----------|-------------|-----------|-------------|-----------------------|
|-----------|-------------|-----------|-------------|-----------------------|

| DN | inch  | inch  |       | PART NO          | C <sub>A</sub> | PART NO           | C <sub>A</sub> |
|----|-------|-------|-------|------------------|----------------|-------------------|----------------|
| 19 | 3/4   | 3/4   | -1212 | <b>3302-1212</b> | 24             | <b>3302F-1212</b> | 19             |
| 25 | 1     | 1     | -1616 | <b>3302-1616</b> | 27             | <b>3302F-1616</b> | 23             |
| 31 | 1.1/4 | 1.1/4 | -2020 | <b>3302-2020</b> | 26             | <b>3302F-2020</b> | 23             |
| 38 | 1.1/2 | 1.1/2 | -2424 | <b>3302-2424</b> | 29             | <b>3302F-2424</b> | 27             |
| 51 | 2     | 2     | -3232 | <b>3320-3232</b> | 41             |                   |                |

Intro

Hose

Couplings

Adaptors

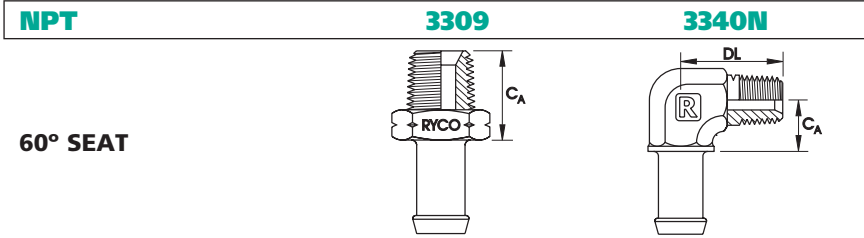
Accessories

Filters

Technical

For RYCO Hose Series SR and SRF all sizes.

3300 Series require a suitable clamp around the outside of the hose.



| HOSE SIZE |       | THREAD SIZE | DASH SIZE | NPT MALE         |                | NPT MALE 90° ELBOW |                |    |
|-----------|-------|-------------|-----------|------------------|----------------|--------------------|----------------|----|
| DN        | inch  | inch        |           | PART NO          | C <sub>A</sub> | PART NO            | C <sub>A</sub> | DL |
| 19        | 3/4   | 1/2         | -1208     |                  |                | <b>3340N-1208</b>  | 22             | 37 |
| 25        | 1     | 3/4         | -1612     | <b>3309-1612</b> | 29             |                    |                |    |
| 25        | 1     | 1           | -1616     | <b>3309-1616</b> | 36             | <b>3340N-1616</b>  | 29             | 50 |
| 31        | 1.1/4 | 3/4         | -2012     | <b>3309-2012</b> | 31             |                    |                |    |
| 31        | 1.1/4 | 1           | -2016     |                  |                |                    |                |    |
| 31        | 1.1/4 | 1.1/4       | -2020     | <b>3309-2020</b> | 38             |                    |                |    |
| 31        | 1.1/4 | 1.1/2       | -2024     |                  |                |                    |                |    |
| 38        | 1.1/2 | 1           | -2416     |                  |                |                    |                |    |
| 38        | 1.1/2 | 1.1/4       | -2420     | <b>3309-2420</b> | 38             |                    |                |    |
| 38        | 1.1/2 | 1.1/2       | -2424     | <b>3309-2424</b> | 39             |                    |                |    |
| 51        | 2     | 1.1/4       | -3220     |                  |                |                    |                |    |
| 51        | 2     | 1.1/2       | -3224     |                  |                |                    |                |    |



| HOSE SIZE | THREAD SIZE | TUBE SIZE | DASH SIZE | JIC FEMALE |                  |
|-----------|-------------|-----------|-----------|------------|------------------|
| DN        | inch        | inch      | inch      | PART NO    | C <sub>A</sub>   |
| 19        | 3/4         | 1.1/16    | 3/4       | -1217      |                  |
| 25        | 1           | 1.1/16    | 3/4       | -1617      | <b>3304-1617</b> |
| 31        | 1.1/4       | 1.5/8     | 1.1/4     | -2026      | <b>3304-2026</b> |
| 38        | 1.1/2       | 1.7/8     | 1.1/2     | -2430      |                  |
| 51        | 2           | 2.1/2     | 2         | -3240      |                  |

# 3300 Series Suction and Return Couplings



For RYCO Hose Series SR and SRF all sizes.  
3300 Series require a suitable clamp around the outside of the hose.

| SAE FLANGE  | 3313 | 3315 | 3317 |
|---|------|------|------|
| <p><b>CODE 61</b></p> <p>FLANGE OD PAGE BELOW<br/>CLAMPS PAGE 281/282</p> <p><b>O RING NOT SUPPLIED</b></p> |      |      |      |

| HOSE SIZE |       | NOM. FLANGE SIZE | DASH SIZE | CODE 61 FLANGE   | CODE 61 FLANGE 45° TUBE BEND | CODE 61 FLANGE 90° TUBE BEND |                |    |                  |                |     |
|-----------|-------|------------------|-----------|------------------|------------------------------|------------------------------|----------------|----|------------------|----------------|-----|
| DN        | inch  | inch             |           | PART NO          | C <sub>A</sub>               | PART NO                      | C <sub>A</sub> | DL | PART NO          | C <sub>A</sub> | DL  |
| 19        | 3/4   | 1/2              | -1208     |                  |                              |                              |                |    |                  |                |     |
| 19        | 3/4   | 3/4              | -1212     |                  |                              |                              |                |    |                  |                |     |
| 19        | 3/4   | 1                | -1216     |                  |                              |                              |                |    |                  |                |     |
| 25        | 1     | 1                | -1616     | <b>3313-1616</b> | 50                           | <b>3315-1616</b>             | 73             | 36 | <b>3317-1616</b> | 82             | 94  |
| 25        | 1     | 1.1/4            | -1620     | <b>3313-1620</b> | 50                           | <b>3315-1620</b>             | 73             | 36 | <b>3317-1620</b> | 82             | 94  |
| 31        | 1.1/4 | 1                | -2016     |                  |                              |                              |                |    | <b>3317-2016</b> | 69             | 80  |
| 31        | 1.1/4 | 1.1/4            | -2020     | <b>3313-2020</b> | 50                           | <b>3315-2020</b>             | 81             | 39 | <b>3317-2020</b> | 69             | 80  |
| 31        | 1.1/4 | 1.1/2            | -2024     | <b>3313-2024</b> | 50                           | <b>3315-2024</b>             | 86             | 40 | <b>3317-2024</b> | 69             | 80  |
| 38        | 1.1/2 | 1.1/4            | -2420     | <b>3313-2420</b> | 49                           |                              |                |    |                  |                |     |
| 38        | 1.1/2 | 1.1/2            | -2424     | <b>3313-2424</b> | 50                           | <b>3315-2424</b>             | 87             | 41 | <b>3317-2424</b> | 92             | 103 |
| 38        | 1.1/2 | 2                | -2432     | <b>3313-2432</b> | 52                           | <b>3315-2432</b>             | 95             | 46 | <b>3317-2432</b> | 92             | 104 |
| 51        | 2     | 2                | -3232     | <b>3313-3232</b> | 52                           | <b>3315-3232</b>             | 109            | 56 | <b>3317-3232</b> | 103            | 114 |
| 51        | 2     | 2.1/2            | -3240     | <b>3313-3240</b> | 52                           | <b>3315-3240</b>             | 109            | 56 | <b>3317-3240</b> | 103            | 114 |
| 63        | 2.1/2 | 2                | -4032     | <b>3313-4032</b> |                              | <b>3315-4032</b>             |                |    | <b>3317-4032</b> |                |     |

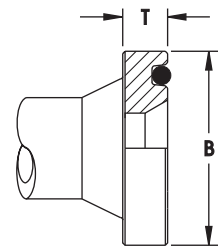
## Dimensions for SAE Code 61 and Code 62 Flanges, and RYCO Code 62C Flanges

| NOMINAL FLANGE | CODE 61 |      |      |       | CODE 62 |      |       |       | CODE 62C |      |       |       |    |
|----------------|---------|------|------|-------|---------|------|-------|-------|----------|------|-------|-------|----|
|                | B       |      | T    |       | B       |      | T     |       | B        |      | T     |       |    |
| inch           | mm      | inch | mm   | inch  | mm      | inch | mm    | inch  | mm       | inch | mm    | inch  | mm |
| 1/2            | 30,2    | 1.19 | 6,73 | 0.265 | 31,8    | 1.25 | 7,75  | 0.305 |          |      |       |       |    |
| *5/8           | 34,0    | 1.34 | 6,73 | 0.265 |         |      |       |       |          |      |       |       |    |
| 3/4            | 38,1    | 1.50 | 6,73 | 0.265 | 41,3    | 1.63 | 8,76  | 0.345 | 41,3     | 1.63 | 14,20 | 0.559 |    |
| 1              | 44,5    | 1.75 | 8,00 | 0.315 | 47,6    | 1.88 | 9,53  | 0.375 | 47,6     | 1.88 | 14,20 | 0.559 |    |
| 1.1/4          | 50,8    | 2.00 | 8,00 | 0.315 | 54,0    | 2.12 | 10,29 | 0.405 | 54,0     | 2.12 | 14,20 | 0.559 |    |
| 1.1/2          | 60,3    | 2.38 | 8,00 | 0.315 | 63,5    | 2.50 | 12,57 | 0.495 | 63,5     | 2.50 | 14,20 | 0.559 |    |
| 2              | 71,4    | 2.81 | 9,53 | 0.375 | 79,4    | 3.13 | 12,57 | 0.495 |          |      |       |       |    |
| 2.1/2          | 84,1    | 3.31 | 9,53 | 0.375 |         |      |       |       |          |      |       |       |    |

\*5/8 is used by Komatsu.

RYCO Code 62C fittings conform to the flange OD and bolt hole patterns of SAE Code 62 but require special flange clamps.

RYCO Code 62C flange heads are thicker than SAE Code 62 and measure T = 14,2 mm (0.559 inch) in all sizes.





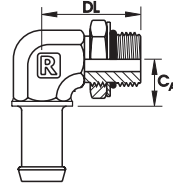
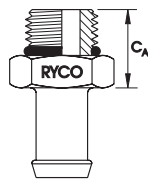
# 3300 Series Suction and Return Couplings

For RYCO Hose Series SR and SRF all sizes.

3300 Series require a suitable clamp around the outside of the hose.

**UNO (O RING BOSS)** **3320** **3342**

**O RING SUPPLIED**



| HOSE SIZE |       |        |       | THREAD SIZE | TUBE SIZE        | DASH SIZE | UN O RING MALE (O RING BOSS) | UN O RING MALE (O RING BOSS) 90° ELBOW |         |                |    |
|-----------|-------|--------|-------|-------------|------------------|-----------|------------------------------|--|---------|----------------|----|
| DN        | inch  | inch   | inch  |             |                  |           | PART NO                      | C <sub>A</sub>                         | PART NO | C <sub>A</sub> | DL |
| 19        | 3/4   | 7/8    | 5/8   | -1214       | <b>3320-1214</b> | 21        | <b>3342-1214</b>             | 25                                     | 46      |                |    |
| 19        | 3/4   | 1.1/16 | 3/4   | -1217       | <b>3320-1217</b> | 25        | <b>3342-1217</b>             | 29                                     | 52      |                |    |
| 19        | 3/4   | 1.5/16 | 1     | -1221       | <b>3320-1221</b> | 27        | <b>3342-1221</b>             | 29                                     | 52      |                |    |
| 25        | 1     | 1.1/16 | 3/4   | -1617       | <b>3320-1617</b> | 25        | <b>3342-1617</b>             | 29                                     | 52      |                |    |
| 25        | 1     | 1.5/16 | 1     | -1621       | <b>3320-1621</b> | 27        | <b>3342-1621</b>             | 29                                     | 52      |                |    |
| 31        | 1.1/4 | 7/8    | 5/8   | -2014       | <b>3320-2014</b> | 24        |                              |  |         |                |    |
| 31        | 1.1/4 | 1.1/16 | 3/4   | -2017       | <b>3320-2017</b> | 27        | <b>3342-2017</b>             | 30                                     | 52      |                |    |
| 31        | 1.1/4 | 1.3/16 | 7/8   | -2019       | <b>3320-2019</b> | 27        | <b>3342-2019</b>             | 30                                     | 51      |                |    |
| 31        | 1.1/4 | 1.5/16 | 1     | -2021       | <b>3320-2021</b> | 27        | <b>3342-2021</b>             | 30                                     | 52      |                |    |
| 31        | 1.1/4 | 1.5/8  | 1.1/4 | -2026       | <b>3320-2026</b> | 28        | <b>3342-2026</b>             | 36                                     | 57      |                |    |
| 38        | 1.1/2 | 1.1/16 | 3/4   | -2417       | <b>3320-2417</b> | 27        |                              |  |         |                |    |
| 38        | 1.1/2 | 1.5/16 | 1     | -2421       | <b>3320-2421</b> | 27        | <b>3342-2421</b>             | 36                                     | 57      |                |    |
| 38        | 1.1/2 | 1.5/8  | 1.1/4 | -2426       | <b>3320-2426</b> | 28        | <b>3342-2426</b>             | 36                                     | 57      |                |    |
| 38        | 1.1/2 | 1.7/8  | 1.1/2 | -2430       | <b>3320-2430</b> | 30        |                              |  |         |                |    |
| 51        | 2     | 1.7/8  | 1.1/2 | -3230       | <b>3320-3230</b> | 30        |                              |  |         |                |    |