

Air & Multipurpose



Hose Selector Guide – by application

Series	Trademark	Hose Application / Construction / Selector Guide		Tube	Cover	Size Range (in)	Pressure Range (psi)	Temp Range (°F)	Page No.
7031(R) / 7057 / 7092 / 7093 / 7096	GST® II	Air, water	Spiral, green/blue/red/black/yellow	EPDM	EPDM	3/16 - 2	200-300	-40 / +212	16
7094/7095	MPT® II	Air, oil, water	Spiral, red/black	Nitrile	Chloroprene	1/4 - 1-1/2	200-300	-20 / +212	20
7102	ARCTIC EDGE™	Air, oil, water, fuel	Spiral, low temp (-70°F)	Nitrile	Chloroprene	3/8 - 1-1/2	300	-70 / +212	32
7107	GRIZZLY™	Air, oil, water	Spiral, aramid, yellow	Nitrile	Nitrile/PVC	1/4 - 2	500	-40 / +212	24
7134/7187	DAY-FLO®	Air, oil, water	Braided, red/black	Nitrile	Chloroprene	3/16 - 1/2	250-300	-20 / +212	31
7137	WHIPPET®	Air, oil, water	Braided, black	Nitrile	Chloroprene	3/16 - 3/8	200	-40 / +180	33
7161	JIFFY™ FLEX	Air, oil, water	Push-on, spiral	Nitrile	Chloroprene	1/4 - 1/2	250	-20 / +180	29
7201	MAXIMAIRE™	Air, oil, water, large bore	Textile ply, green	Chloroprene	Nitrile/PVC	1/2 - 2	350-500	-20 / +180	38
7204	MPW-1000®	Air, oil (hot), water, steam	Wire braid, black	Nitrile	Chloroprene	1/2 - 1	1000	-20 / +300/+350	40
7211	SUPER-LOK™	Air, water	Push-on, braided	EPDM	EPDM	1/4 - 1/2	300	-40 / +212	27
7212	JIFFY™	Air, oil, water	Push-on, braided	Nitrile	Chloroprene	1/4 - 3/4	300	-40 / +212	25
7219	E-Z Form™ MP	Air, oil, water	Wire helix, flexible	Nitrile	Chloroprene	1/2 - 4	75	-20 / +200	47
7251	THORO-BRAID®	Air, oil, water	Wire braid, yellow	Chloroprene	Nitrile/PVC	1-1/2 - 4	400-600	-20 / +212	42
7268E	STINGER™ II	Air, oil, water	Wire braid, yellow	Nitrile	Nitrile/PVC	3/4 - 2	1000	-20 / +212	43
7284	YELLOW BIRD®	Air, water	Wire braid, yellow	SBR	Nitrile/PVC	3/8 - 1	1000-1500	-20 / +212	44
7308/7308E	MAXIFLEX®	Air, water, large bore	Textile ply, yellow	SBR	SBR	1 - 3	250	-20 / +212	39
7322/7323	SUPER-FLEX® GS	Air, water, large bore	Textile ply, red/black	EPDM	EPDM	1-1/4 - 2	200	-40 / +212	19
7395	E-Z FORM™ GS	Air, coolant, water	Wire helix, flexible	EPDM	EPDM	1/2 - 4	75	-40 / +257	45
7396	SUPER MPT®	Air, oil, water, large bore	Textile ply, red	Nitrile	Chloroprene	1-1/4 - 2	200-300	-20 / +212	22
SS110		Air, oil, water, large bore	Textile ply, black	Nitrile	SBR	1-1/4 - 6	400-500	-40 / +180	34
SS131		Air, oil, water, large bore	Textile ply, blue	Nitrile	Synthetic	1-1/2 - 4	800-1000	-40 / +180	35
SW360		Air, water, large bore	Wire helix, high temp	EPDM	EPDM	2 - 6	100-200	-40 / +350	36
SW560	SPARTAN™	Air, water, large bore	Wire helix, high temp	EPDM	EPDM	2 - 4	100-125	-40 / +350	37
Assemblies		Air		—	—	—	—	—	50

NOTE: This is a guide only. It is the responsibility of the end user to select and/or test the most appropriate product for the application. Refer to product pages for specific data. Contact Parker for additional information.

Due to continual product improvements, Parker reserves the right to alter specifications without prior notice.

Hose Selector Guide – by industry standard

Industry Standards	ARPM IP-7	ARPM Oil Resistance Class A Tube	MSHA	Nonconductive
Hose Series	7031R	7094	7107	7094
		7095	7161	7095
		7107	7212	7107
		7134	7251	7161
		7187	7268E	7201
		7161	7284	7396
		7396		

NOTE: This is a guide only. It is the responsibility of the end user to select and/or test the most appropriate product for the application. Refer to product pages for specific data. Contact Parker for additional information.



Other cover colors available:

- 7031 (Green)
- 7057 (Blue)
- 7096 (Yellow)

GST® II General Service Hose

Series 7031(R) (Green), Series 7057 (Blue), Series 7092 (Red), Series 7093 (Black), and Series 7096 (Yellow)

GST® II hose is a versatile general purpose hose designed to handle air, mild chemicals and water. The hose construction incorporates a tube that is compatible with light oil mists found in air tool lubricating systems, and the multiple plies of textile reinforcement provide flexibility. The cover is resistant to abrasion, heat and ozone, and is available in multiple standard colors for color-coded identification.

NOTE: Do not with use with oil or refined fuel.

Tube:	Black EPDM; ARPM Class C oil resistance
Reinforcement:	Multiple textile plies
Cover:	Black, blue, green, red, yellow EPDM; smooth finish
Temp. Range:	-40°F to +212°F (-40°C to +100°C)
Brand Method:	White ink on black, blue, green, red hose; black ink on yellow hose
Brand Example:	PARKER (SERIES) GST® II (ID) XXX PSI MAX WP MADE IN USA (DATE CODE)
Design Factor:	4:1
Industry Standards:	ARPM Class C oil resistant tube; ARPM IP-7 (7031R only)
Applications:	<ul style="list-style-type: none"> Air (including oil mist), mild chemicals, water Agriculture, construction, general industrial
Vacuum:	Not recommended
Compare to:	Boston Bosflex A/W; Gates Adapta Flex; Thermoid Valuflex GS; Veyance Horizon General Purpose
Packaging:	Reels; cartons

(Continued on the following page)

⚠ WARNING! Couplings attached with bands or clamps may reduce the working pressure of the hose assembly to less than the maximum rated working pressure of the hose. [Refer to the NAHAD Industrial Hose Assembly Guidelines.](#)

Series 7031(R), Series 7057, Series 7092, Series 7093, and Series 7096 – GST® II General Service Air & Water Hose (Continued)

Series 7092 (Red) and Series 7093 (Black)

Part Number 7092 or 7093	ID (in)	ID (mm)	Reinf Plies	OD (in)	OD (mm)	Approx Wt (lbs/ft)	Approx Wt (kg/ft)	Min Bend Rad (in)	Min Bend Rad (mm)	Max Rec WP (psi)	Max Rec WP (bar)	Perm Cplg Rec *	Std Pack Qty (ft)	7092 Stock Status **	7093 Stock Status **
-19200	3/16	4.8	2	0.437	11.1	0.07	0.03	2.0	50.8	200	13.8	*	800	N	Y
-19300	3/16	4.8	2	0.437	11.1	0.07	0.03	2.0	50.8	300	20.7	*	800	N	N
-25200	1/4	6.4	2	0.500	12.7	0.09	0.04	2.5	63.5	200	13.8	HY	800	Y	Y
-2520050	1/4	6.4	2	0.500	12.7	0.09	0.04	2.5	63.5	200	13.8	HY	50	Y	N
-25250	1/4	6.4	2	0.508	12.9	0.10	0.05	3.0	76.2	250	17.2	HY	800	N	N
-25300	1/4	6.4	2	0.550	14.0	0.12	0.05	3.3	83.8	300	20.7	HY	800	Y	Y
-2530050	1/4	6.4	2	0.550	14.0	0.12	0.05	3.3	83.8	300	20.7	HY	50	Y	N
-31200	5/16	7.9	2	0.594	15.1	0.12	0.05	3.3	83.8	200	13.8	HY	750	Y	Y
-31300	5/16	7.9	2	0.625	15.9	0.14	0.06	3.5	88.9	300	20.7	HY	750	Y	Y
-3130050	5/16	7.9	2	0.625	15.9	0.14	0.06	3.5	88.9	300	20.7	HY	50	N	N
-38200	3/8	9.5	2	0.656	16.7	0.14	0.06	3.5	88.9	200	13.8	HY	700	Y	Y
-3820050	3/8	9.5	2	0.656	16.7	0.14	0.06	3.5	88.9	200	13.8	HY	50	Y	N
-38250	3/8	9.5	2	0.656	16.7	0.14	0.06	4.0	101.6	250	17.2	HY	700	N	N
-38300	3/8	9.5	2	0.688	17.5	0.16	0.07	4.0	101.6	300	20.7	HY	700	Y	Y
-3830050	3/8	9.5	2	0.688	17.5	0.16	0.07	4.0	101.6	300	20.7	HY	50	Y	N
-50200	1/2	12.7	2	0.813	20.7	0.20	0.09	4.5	114.3	200	13.8	HY	550	Y	Y
-5020050	1/2	12.7	2	0.813	20.7	0.21	0.10	4.5	114.3	200	13.8	HY	50	Y	N
-50250	1/2	12.7	2	0.844	21.4	0.22	0.10	4.5	114.3	250	17.2	HY	550	Y	Y
-50254	1/2	12.7	4	0.860	21.8	0.23	0.10	5.0	127.0	250	17.2	HY	500	N	N
-50304	1/2	12.7	4	0.875	22.2	0.24	0.11	5.0	127.0	300	20.7	HY	500	Y	Y
-5030450	1/2	12.7	4	0.875	22.2	0.24	0.11	5.0	127.0	300	20.7	HY	50	Y	N
-63200	5/8	15.9	2	0.969	24.6	0.24	0.11	5.5	139.7	200	13.8	HY	450	Y	Y
-6320050	5/8	15.9	2	0.969	24.6	0.24	0.11	5.5	139.7	200	13.8	HY	50	Y	Y
-63254	5/8	15.9	4	1.030	26.2	0.32	0.15	6.0	152.4	250	17.2	HY	450	N	N
-63304	5/8	15.9	4	1.062	27.0	0.35	0.16	5.5	139.7	300	20.7	HY	450	Y	Y
-75200	3/4	19.1	2	1.109	28.2	0.32	0.15	6.0	152.4	200	13.8	HY	400	Y	Y
-7520050	3/4	19.1	2	1.109	28.2	0.32	0.15	6.0	152.4	200	13.8	HY	50	Y	Y
-75254	3/4	19.1	4	1.156	29.4	0.37	0.17	6.0	152.4	250	17.2	HY	400	N	N
-7525450	3/4	19.1	4	1.156	29.4	0.37	0.17	6.0	152.4	250	17.2	HY	50	N	N
-75304	3/4	19.1	4	1.156	29.4	0.37	0.17	6.0	152.4	300	20.7	HY	400	Y	Y
-7530450	3/4	19.1	4	1.156	29.4	0.37	0.17	6.0	152.4	300	20.7	HY	50	Y	N
-100200	1	25.4	2	1.406	35.7	0.47	0.21	7.0	177.8	200	13.8	HY	300	Y	Y
-10020050	1	25.4	2	1.406	35.7	0.47	0.21	7.0	177.8	200	13.8	HY	50	Y	Y
-100254	1	25.4	4	1.408	35.8	0.47	0.21	8.0	203.2	250	17.2	HY	300	N	N
-100304	1	25.4	4	1.438	36.5	0.51	0.23	8.0	203.2	300	20.7	HY	300	Y	Y
-10030450	1	25.4	4	1.438	36.5	0.53	0.24	8.0	203.2	300	20.7	HY	50	Y	N

Factory Assemblies: Air, Service Station Air, Jackhammer and Sledgehammer hose assemblies available from stock in popular configurations. Refer to pages 50-52.

* **Couplings:** Refer to CrimpSource at www.safehose.com for coupling recommendations and crimp specifications.

** **Stock:** "Y" indicates stocked item; "N" indicates non-stocked item. Stock status subject to change. Contact Parker Customer Service.

(Continued on the following page)

Series 7031(R), Series 7057, Series 7092, Series 7093, and Series 7096 – GST® II General Service Air & Water Hose (Continued)

Series 7092 (Red) and Series 7093 (Black) (Continued)

Part Number 7092 or 7093	ID (in)	ID (mm)	Reinf Plies	OD (in)	OD (mm)	Approx Wt (lbs/ft)	Approx Wt (kg/ft)	Min Bend Rad (in)	Min Bend Rad (mm)	Max Rec WP (psi)	Max Rec WP (bar)	Perm Cplg Rec *	Std Pack Qty (ft)	7092 Stock Status **	7093 Stock Status **
-125204	1-1/4	31.8	4	1.781	45.2	0.77	0.35	9.0	228.6	200	13.8	HY	250	Y	Y
-150204	1-1/2	38.1	4	2.031	51.6	0.84	0.38	10.0	254.0	200	13.8	43	200	Y	Y
-15020450	1-1/2	38.1	4	2.031	51.6	0.84	0.38	10.0	254.0	200	13.8	43	50	Y	N
-150204100	1-1/2	38.1	4	2.031	51.6	0.84	0.38	10.0	254.0	200	13.8	43	100	Y	N
-200154	2	50.8	4	2.550	64.8	1.13	0.51	14.0	355.6	200	13.8	43	250	Y	Y

Factory Assemblies: Air, Service Station Air, Jackhammer and Sledgehammer hose assemblies available from stock in popular configurations. Refer to pages 50-52.

* **Couplings:** Refer to CrimpSource at www.safehose.com for coupling recommendations and crimp specifications.

** **Stock:** "Y" indicates stocked item; "N" indicates non-stocked item. Stock status subject to change. Contact Parker Customer Service.

Series 7031 / 7031(R) (Green)

7031R meets ARPM IP-7 requirements for Grade R oxygen service in welding applications.

Part Number	ID (in)	ID (mm)	Reinf Plies	OD (in)	OD (mm)	Approx Wt (lbs/ft)	Approx Wt (kg/ft)	Min Bend Rad (in)	Min Bend Rad (mm)	Max Rec WP (psi)	Max Rec WP (bar)	Perm Cplg Rec *	Std Pack Qty (ft)	Stock Status **
7031-50250	1/2	12.7	2	0.844	21.4	0.23	0.10	4.5	114.3	250	17.2	HY	500	Y
7031-75304R	3/4	19.1	4	1.156	29.4	0.37	0.17	6.0	152.4	300	20.7	HY	350	Y
7031-7530450R	3/4	19.1	4	1.156	29.4	0.37	0.17	6.0	152.4	300	20.7	HY	50	Y

* **Couplings:** Refer to CrimpSource at www.safehose.com for coupling recommendations and crimp specifications.

** **Stock:** "Y" indicates stocked item; "N" indicates non-stocked item. Stock status subject to change. Contact Parker Customer Service.

Series 7057 (Blue)

Part Number	ID (in)	ID (mm)	Reinf Plies	OD (in)	OD (mm)	Approx Wt (lbs/ft)	Approx Wt (kg/ft)	Min Bend Rad (in)	Min Bend Rad (mm)	Max Rec WP (psi)	Max Rec WP (bar)	Perm Cplg Rec *	Std Pack Qty (ft)	Stock Status **
7057-50250	1/2	12.7	2	0.844	21.4	0.23	0.10	4.5	114.3	250	17.2	HY	500	Y
7057-75304	3/4	19.1	4	1.156	29.4	0.37	0.17	6.0	152.4	300	20.7	HY	350	Y
7057-7530450	3/4	19.1	4	1.156	29.4	0.37	0.17	6.0	152.4	300	20.7	HY	50	Y

* **Couplings:** Refer to CrimpSource at www.safehose.com for coupling recommendations and crimp specifications.

** **Stock:** "Y" indicates stocked item; "N" indicates non-stocked item. Stock status subject to change. Contact Parker Customer Service.

Series 7096 (Yellow)

Part Number	ID (in)	ID (mm)	Reinf Plies	OD (in)	OD (mm)	Approx Wt (lbs/ft)	Approx Wt (kg/ft)	Min Bend Rad (in)	Min Bend Rad (mm)	Max Rec WP (psi)	Max Rec WP (bar)	Perm Cplg Rec *	Std Pack Qty (ft)	Stock Status **
7096-75304	3/4	19.1	4	1.156	29.4	0.37	0.17	6.0	152.4	300	20.7	HY	400	Y
7096-7530450	3/4	19.1	4	1.156	29.4	0.37	0.17	6.0	152.4	300	20.7	HY	50	Y

* **Couplings:** Refer to CrimpSource at www.safehose.com for coupling recommendations and crimp specifications.

** **Stock:** "Y" indicates stocked item; "N" indicates non-stocked item. Stock status subject to change. Contact Parker Customer Service.



SUPER-FLEX® GS

General Service Air & Water Hose

Series 7322 (Red) and Series 7323 (Black)

Series 7322/7323 is a versatile general purpose hose designed to handle air, mild chemicals and water. The hose incorporates a tube that is compatible with light oil mists, and features a rigid mandrel construction that produces a *true* round, concentric profile for superior coupling fit and retention. The cover is resistant to abrasion, heat and ozone.

NOTE: Do not with use with oil or refined fuel.

Tube:	Black EPDM; ARPM Class C oil resistance
Reinforcement:	Multiple textile plies
Cover:	7322: Red EPDM, wrapped finish 7323: Black EPDM, wrapped finish
Temp. Range:	-40°F to +212°F (-40°C to +100°C)
Brand Method:	7322: White text on red stripe 7323: White text on black stripe
Brand Example:	PARKER SERIES (7322) (7323) SUPER-FLEX® GS 200 PSI MAX WP GENERAL SERVICE MADE IN USA
Design Factor:	4:1
Vacuum:	Not recommended
Industry Standards:	ARPM Class C oil resistant tube
Applications:	<ul style="list-style-type: none"> Air (including oil mist), mild chemicals, water Agriculture, construction, general industrial
Compare to:	Gates AdaptaFlex; Veyance Horizon
Packaging:	Coils, reels ("A" part numbers)

Series 7322 (Red) and Series 7323 (Black)

Part Number 7322 or 7323	ID (in)	ID (mm)	Reinf Plies	OD (in)	OD (mm)	Approx Wt (lbs/ft)	Approx Wt (kg/ft)	Min Bend Rad (in)	Min Bend Rad (mm)	Max Rec WP (psi)	Max Rec WP (bar)	Perm Cplg Rec *	Std Pack Qty (ft)	7322 Stock Status **	7323 Stock Status **
-125200	1-1/4	31.8	2	1.741	44.2	0.71	0.32	7.5	190.5	200	13.8	43	200	Y	Y
-12520050	1-1/4	31.8	2	1.741	44.2	0.71	0.32	7.5	190.5	200	13.8	43	50	Y	N
-125200100	1-1/4	31.8	2	1.741	44.2	0.71	0.32	7.5	190.5	200	13.8	43	100	Y	Y
-125200A	1-1/4	31.8	2	1.741	44.2	0.71	0.32	7.5	190.5	200	13.8	43	400	Y	N
-150200	1-1/2	38.1	2	1.985	50.4	0.82	0.37	8.5	215.9	200	13.8	43	200	Y	Y
-15020050	1-1/2	38.1	2	1.985	50.4	0.82	0.37	8.5	215.9	200	13.8	43	50	Y	N
-150200100	1-1/2	38.1	2	1.985	50.4	0.82	0.37	8.5	215.9	200	13.8	43	100	Y	Y
-150200A	1-1/2	38.1	2	1.985	50.4	0.82	0.37	8.5	215.9	200	13.8	43	400	Y	Y
-200200	2	50.8	4	2.568	65.2	1.23	0.56	12.0	304.8	200	13.8	43	200	Y	Y
-20020050	2	50.8	4	2.568	65.2	1.23	0.56	12.0	304.8	200	13.8	43	50	Y	N
-200200100	2	50.8	4	2.568	65.2	1.23	0.56	12.0	304.8	200	13.8	43	100	Y	Y

* **Couplings:** Refer to CrimpSource at www.safehose.com for coupling recommendations and crimp specifications.

** **Stock:** "Y" indicates stocked item; "N" indicates non-stocked item. Stock status subject to change. Contact Parker Customer Service.

⚠ WARNING! Couplings attached with bands or clamps may reduce the working pressure of the hose assembly to less than the maximum rated working pressure of the hose. [Refer to the NAHAD Industrial Hose Assembly Guidelines.](#)



MPT® II Multipurpose Oil Resistant Hose – Nonconductive

Series 7094 (Red) and Series 7095 (Black)

Series 7094/7095 is a versatile, nonconductive multipurpose hose designed to handle air, mild chemicals, oil and water. The hose construction is electrically nonconductive with a minimum resistance of one megaohm per inch at 1000 volts DC. The multiple plies of textile reinforcement provide flexibility and the cover is resistant to oil and weathering.

NOTES:

- Do not use in hot, dry air applications or with refined fuel.
- The user must determine if the hose is suitable for applications subject to electrical hazard. Contact Parker for additional information.

Tube:	Black nitrile; ARPM Class A oil resistance
Reinforcement:	Multiple textile plies
Cover:	7094: Red chloroprene, smooth finish 7095: Black chloroprene, smooth finish
Temp. Range:	-20°F to +212°F (-29°C to +100°C)
Brand Method:	White ink
Brand Example:	PARKER SERIES (7094) (7095) MPT® II (ID) XXX PSI MAX WP MADE IN USA ELECTRICALLY NONCONDUCTIVE (DATE CODE)
Design Factor:	4:1
Industry Standards:	ARPM Class A oil resistant tube; electrically nonconductive with a minimum resistance of one megaohm per inch at 1000 volts DC
Applications:	<ul style="list-style-type: none"> • Air, mild chemicals, oil, water • Cooling lines for electric furnaces and pot lines; lubrication systems • Agriculture, construction, foundries, general industrial
Vacuum:	Not recommended
Compare to:	Boston Shock Safe; Gates PremoFlex/19B; Veyance Ortac/Wingfoot
Packaging:	Reels, cartons

(Continued on the following page)

⚠ WARNING! Couplings attached with bands or clamps may reduce the working pressure of the hose assembly to less than the maximum rated working pressure of the hose. [Refer to the NAHAD Industrial Hose Assembly Guidelines.](#)

Series 7094 (Red) and Series 7095 (Black) – MPT® II Multipurpose Oil Resistant Hose – Nonconductive (Continued)

Series 7094 (Red) and Series 7095 (Black)

Part Number 7094 or 7095	ID (in)	ID (mm)	Reinf Plies	OD (in)	OD (mm)	Approx Wt (lbs/ft)	Approx Wt (kg/ft)	Min Bend Rad (in)	Min Bend Rad (mm)	Max Rec WP (psi)	Max Rec WP (bar)	Perm Cplg Rec *	Std Pack Qty (ft)	7094 Stock Status **	7095 Stock Status **
-25200	1/4	6.4	2	0.500	12.7	0.10	0.05	2.0	50.8	200	13.8	HY	800	Y	Y
-25300	1/4	6.4	2	0.550	14.0	0.12	0.05	2.5	63.5	300	20.7	HY	800	Y	Y
-31300	5/16	7.9	2	0.594	15.1	0.13	0.06	3.3	83.8	300	20.7	HY	750	Y	Y
-38200	3/8	9.5	2	0.656	16.7	0.15	0.07	3.8	96.5	200	13.8	HY	700	Y	Y
-38300	3/8	9.5	2	0.688	17.5	0.17	0.08	3.8	96.5	300	20.7	HY	650	Y	Y
-3830050	3/8	9.5	2	0.688	17.5	0.17	0.08	3.8	96.5	300	20.7	HY	50	Y	N
-50200	1/2	12.7	2	0.813	20.7	0.21	0.10	5.0	127.0	200	13.8	HY	550	Y	Y
-50250	1/2	12.7	2	0.844	21.4	0.22	0.10	5.0	127.0	250	17.2	HY	550	Y	N
-50304	1/2	12.7	4	0.875	22.2	0.26	0.12	5.0	127.0	300	20.7	HY	500	Y	Y
-63304	5/8	15.9	4	1.062	27.0	0.38	0.17	6.1	154.9	300	20.7	HY	450	Y	Y
-75200	3/4	19.1	2	1.109	28.2	0.34	0.15	7.5	190.5	200	13.8	HY	400	Y	Y
-7520050	3/4	19.1	2	1.109	28.2	0.34	0.15	7.5	190.5	200	13.8	HY	50	N	N
-75304	3/4	19.1	4	1.156	29.4	0.40	0.18	6.0	152.4	300	20.7	HY	400	Y	Y
-7530450	3/4	19.1	4	1.156	29.4	0.40	0.18	6.0	152.4	300	20.7	HY	50	Y	N
-100200	1	25.4	2	1.406	35.7	0.49	0.22	10.0	254.0	200	13.8	HY	300	Y	Y
-100304	1	25.4	4	1.438	36.5	0.54	0.24	8.0	203.2	300	20.7	HY	300	Y	Y
-125204	1-1/4	31.8	4	1.781	45.2	0.82	0.37	9.0	228.6	200	13.8	HY	250	Y	N
-150204	1-1/2	38.1	4	2.031	51.6	0.90	0.41	10.0	254.0	200	13.8	HY	200	Y	N

* **Couplings:** Refer to CrimpSource at www.safehose.com for coupling recommendations and crimp specifications.

** **Stock:** "Y" indicates stocked item; "N" indicates non-stocked item. Stock status subject to change. Contact Parker Customer Service.



SUPER MPT® II

Multipurpose Oil Resistant Hose – Nonconductive

Series 7396

Series 7396 is a versatile, nonconductive multipurpose hose designed to handle air, mild chemicals, oil and water. The hose is electrically nonconductive with a minimum resistance of one megaohm per inch at 1000 volts DC. The rigid mandrel construction produces a *true* round, concentric profile for superior coupling fit and retention. The cover is resistant to oil and weathering.

NOTES:

- Do not use in hot, dry air applications or with refined fuel.
- The user must determine if the hose is suitable for applications subject to electrical hazard. Contact Parker for additional information.

Tube:	Black nitrile; ARPM Class A oil resistance
Reinforcement:	Multiple textile plies
Cover:	Red chloroprene, wrapped finish
Temp. Range:	-20°F to +212°F (-29°C to +100°C)
Brand Method:	White text on red stripe
Brand Example:	PARKER SERIES 7396 SUPER-MPT® MULTIPURPOSE HOSE XXX PSI MAX WP ELECTRICALLY NONCONDUCTIVE MADE IN USA
Design Factor:	4:1
Industry Standards:	ARPM Class A oil resistant tube; electrically nonconductive with a minimum resistance of one megaohm per inch at 1000 volts DC
Applications:	<ul style="list-style-type: none"> • Air, mild chemicals, oil, water • Cooling lines for electric furnaces and pot lines; lubrication systems • Agriculture, construction, foundries, general industrial
Vacuum:	Not recommended
Compare to:	Gates Duroflex; Veyance Ortac 250
Packaging:	Coils, reels (“A” part numbers)

(Continued on the following page)

⚠ WARNING! Couplings attached with bands or clamps may reduce the working pressure of the hose assembly to less than the maximum rated working pressure of the hose. [Refer to the NAHAD Industrial Hose Assembly Guidelines.](#)

Series 7396 – SUPER MPT® II Multipurpose Oil Resistant Hose – Nonconductive (Continued)

Part Number	ID (in)	ID (mm)	Reinf Plies	OD (in)	OD (mm)	Approx Wt (lbs/ft)	Approx Wt (kg/ft)	Min Bend Rad (in)	Min Bend Rad (mm)	Max Rec WP (psi)	Max Rec WP (bar)	Perm Cplg Rec *	Std Pack Qty (ft)	Stock Status **
7396-12520050	1-1/4	31.8	2	1.741	44.2	0.70	0.32	7.5	190.5	200	13.8	71	50	N
7396-125200100	1-1/4	31.8	2	1.741	44.2	0.70	0.32	7.5	190.5	200	13.8	71	100	Y
7396-125200200	1-1/4	31.8	2	1.741	44.2	0.70	0.32	7.5	190.5	200	13.8	71	200	Y
7396-125200A	1-1/4	31.8	2	1.741	44.2	0.70	0.32	7.5	190.5	200	13.8	71	400	Y
7396-12530050	1-1/4	31.8	2	1.798	45.7	0.79	0.36	7.5	190.5	300	20.7	71	50	N
7396-125300100	1-1/4	31.8	2	1.798	45.7	0.79	0.36	7.5	190.5	300	20.7	71	100	Y
7396-125300200	1-1/4	31.8	2	1.798	45.7	0.79	0.36	7.5	190.5	300	20.7	71	200	Y
7396-125300A	1-1/4	31.8	2	1.798	45.7	0.79	0.36	7.5	190.5	300	20.7	71	400	Y
7396-15020050	1-1/2	38.1	4	1.985	50.4	0.80	0.36	8.5	215.9	200	13.8	71	50	N
7396-150200100	1-1/2	38.1	4	1.985	50.4	0.80	0.36	8.5	215.9	200	13.8	71	100	Y
7396-150200200	1-1/2	38.1	4	1.985	50.4	0.80	0.36	8.5	215.9	200	13.8	71	200	Y
7396-150200A	1-1/2	38.1	4	1.985	50.4	0.80	0.36	8.5	215.9	200	13.8	71	400	Y
7396-15030050	1-1/2	38.1	4	2.025	51.4	0.87	0.39	8.5	215.9	300	20.7	71	50	N
7396-150300100	1-1/2	38.1	4	2.025	51.4	0.87	0.39	8.5	215.9	300	20.7	71	100	Y
7396-150300200	1-1/2	38.1	4	2.025	51.4	0.87	0.39	8.5	215.9	300	20.7	71	200	Y
7396-150300A	1-1/2	38.1	4	2.025	51.4	0.87	0.39	8.5	215.9	300	20.7	71	400	Y
7396-20020050	2	50.8	4	2.568	65.2	1.22	0.55	12.0	304.8	200	13.8	WC	50	N
7396-200200100	2	50.8	4	2.568	65.2	1.22	0.55	12.0	304.8	200	13.8	WC	100	Y
7396-200200200	2	50.8	4	2.568	65.2	1.22	0.55	12.0	304.8	200	13.8	WC	200	Y
7396-20030050	2	50.8	4	2.600	66.0	1.29	0.59	12.0	304.8	300	20.7	WC	50	Y
7396-200300100	2	50.8	4	2.600	66.0	1.29	0.59	12.0	304.8	300	20.7	WC	100	Y
7396-200300200	2	50.8	4	2.600	66.0	1.29	0.59	12.0	304.8	300	20.7	WC	200	Y

* **Couplings:** Refer to CrimpSource at www.safehose.com for coupling recommendations and crimp specifications.

** **Stock:** "Y" indicates stocked item; "N" indicates non-stocked item. Stock status subject to change. Contact Parker Customer Service.



GRIZZLY™ 500

Multipurpose Hose

Nonconductive, MSHA

Series 7107

Series 7107 is a premium quality multipurpose hose designed to handle air, mild chemicals, oil and water. The hose is electrically nonconductive with a minimum resistance of one megaohm per inch at 1000 volts DC. The multiple plies of high tensile aramid reinforcement provide durability, kink resistance, high pressure capability, superior coupling retention—and the toughness of a heavy duty braided hose in a flexible, plied construction. The bright yellow flame resistant modified nitrile/PVC cover meets MSHA requirements and is also resistant to abrasion, oil and weathering.

NOTES:

- Do not use in hot, dry air applications or with refined fuel.
- The user must determine if the hose is suitable for applications subject to electrical hazard. Contact Parker for additional information.

Tube:	Black nitrile; ARPM Class A oil resistance
Reinforcement:	Multiple aramid plies
Cover:	Yellow nitrile/PVC; smooth finish
Temp. Range:	-40°F to +212°F (-40°C to +100°C)
Brand Method:	Black ink
Brand Example:	PARKER SERIES 7107 GRIZZLY (ID) 500 PSI MAX WP ELECTRICALLY NONCONDUCTIVE MSHA # MADE IN USA B2 (DATE CODE)
Design Factor:	4:1
Industry Standards:	ARPM Class A oil resistance; electrically nonconductive with a minimum resistance of one megaohm per inch at 1000 volts DC; MSHA
Applications:	<ul style="list-style-type: none"> • Air, oil, mild chemicals, water • Agriculture, construction, foundries, general industrial, mines
Vacuum:	Not recommended
Compare to:	Boston Mineforce; Gates Terminator; Veyance Gorilla
Packaging:	Reels, cartons

Part Number	ID (in)	ID (mm)	Reinf Plies	OD (in)	OD (mm)	Approx Wt (lbs/ft)	Approx Wt (kg/ft)	Min Bend Rad (in)	Min Bend Rad (mm)	Max Rec WP (psi)	Max Rec WP (bar)	Perm Cplg Rec *	Std Pack Qty (ft)	Stock Status **
7107-25500	1/4	6.4	4	0.625	15.9	0.16	0.07	2.0	50.8	500	34.5	7661	750	Y
7107-38500	3/8	9.5	4	0.750	19.1	0.20	0.09	3.0	76.2	500	34.5	HY	600	Y
7107-50500	1/2	12.7	4	0.906	22.2	0.27	0.12	3.0	76.2	500	34.5	7661	500	Y
7107-75500	3/4	19.1	4	1.187	30.1	0.40	0.18	5.0	127.0	500	34.5	HY	400	Y
7107-75500050	3/4	19.1	4	1.187	30.1	0.40	0.18	5.0	127.0	500	34.5	HY	24 x 50	N
7107-100500	1	25.4	4	1.500	38.1	0.59	0.27	6.0	152.4	500	34.5	7661	300	Y
7107-125500	1-1/4	31.8	4	1.800	45.7	0.80	0.36	9.0	228.6	500	34.5	43	250	Y
7107-150500	1-1/2	38.1	4	2.031	51.6	0.91	0.41	12.0	304.8	500	34.5	43	200	Y
7107-200500	2	50.8	4	2.670	67.8	1.31	0.59	24.0	609.6	500	34.5	71	100	Y

* **Couplings:** Refer to CrimpSource at www.safehose.com for coupling recommendations and crimp specifications.

** **Stock:** "Y" indicates stocked item; "N" indicates non-stocked item. Stock status subject to change. Contact Parker Customer Service.

⚠ WARNING! Couplings attached with bands or clamps may reduce the working pressure of the hose assembly to less than the maximum rated working pressure of the hose. [Refer to the NAHAD Industrial Hose Assembly Guidelines.](#)



JIFFY™

Push-On Multipurpose Oil Resistant Hose






MSHA

Series 7212

Series 7212 is a versatile multipurpose push-on hose designed to handle air, mild chemicals, water, oil, and refined fuels such as biodiesel (to B20 in dedicated service), diesel, ethanol and gasoline. The hose construction incorporates a silicone-free tube that does not contaminate air powered paint spray systems. The braided textile reinforcement is applied at a precise angle to provide kink resistance and superior coupling retention—push-on couplings do not require bands, clamps or special tools for installation. The flame resistant cover meets MSHA requirements, is resistant to oil and weathering, and is available in multiple standard colors for color-coded identification.

- NOTES:**
- Do not use for fuel dispensing or service applications requiring API, NFPA, UL, ULC or any other agency approval or listing.
 - [Refer to the table on pages 213-214](#) for fuel compatibility and service conditions.
 - Do not use in hot, dry air applications, impulsing applications, or vehicle fuel systems.
 - Do not use bands or clamps to attach push-on couplings.

Other cover colors available:

7212-BL	
7212-GN	
7212-GY	
7212-RD	
7212-YL	

Tube:	Black nitrile
Reinforcement:	One textile braid
Cover:	Black, blue, gray, green, red or yellow chloroprene; smooth finish
Temp. Range:	-40°F to +212°F (-40°C to +100°C)
Brand Method:	White ink on black, blue and red hose; black ink on green, gray and yellow hose
Brand Example:	PARKER 7212 JIFFY™ HOSE PUSH-ON (ID) 300 PSI MAX WP MSHA # MADE IN USA B2 (DATE CODE)
Design Factor:	4:1
Industry Standards:	MSHA
Applications:	<ul style="list-style-type: none"> • Air, mild chemicals, oil, water; biodiesel (to B20 in dedicated service), diesel, ethanol, gasoline • Air operated paint systems, air tools, transfer lines, vacuum lines • Agriculture, construction, general industrial; automotive/factory color-coded assembly equipment
Compare to:	Gates Python Plus; Thermoid Flex Loc 300; Veyance Autogrip
Vacuum:	1/4" to 1/2" @ 28" Hg; 5/8" to 3/4" @ 15" Hg
Packaging:	Reels

(Continued on the following page)

Series 7212 – JIFFY™ Push-On Multipurpose Oil Resistant Hose, MSHA (Continued)

Part Number	ID (in)	ID (mm)	Reinf Braids	OD (in)	OD (mm)	Approx Wt (lbs/ft)	Approx Wt (kg/ft)	Min Bend Rad (in)	Min Bend Rad (mm)	Max Rec WP (psi)	Max Rec WP (bar)	Perm Cplg Rec *	Std Pack Qty (ft)	Stock Status **
7212-251BK	1/4	6.4	1	0.494	12.5	0.09	0.04	3.0	76.2	300	20.7	HY	700	Y
7212-251BL	1/4	6.4	1	0.494	12.5	0.09	0.04	3.0	76.2	300	20.7	HY	700	Y
7212-251GN	1/4	6.4	1	0.494	12.5	0.09	0.04	3.0	76.2	300	20.7	HY	700	Y
7212-251GY	1/4	6.4	1	0.494	12.5	0.09	0.04	3.0	76.2	300	20.7	HY	700	Y
7212-251RD	1/4	6.4	1	0.494	12.5	0.09	0.04	3.0	76.2	300	20.7	HY	700	Y
7212-381BK	3/8	9.5	1	0.617	15.7	0.12	0.05	3.0	76.2	300	20.7	HY	700	Y
7212-381BL	3/8	9.5	1	0.617	15.7	0.12	0.05	3.0	76.2	300	20.7	HY	700	Y
7212-381GN	3/8	9.5	1	0.617	15.7	0.12	0.05	3.0	76.2	300	20.7	HY	700	Y
7212-381GY	3/8	9.5	1	0.617	15.7	0.12	0.05	3.0	76.2	300	20.7	HY	700	Y
7212-381RD	3/8	9.5	1	0.617	15.7	0.12	0.05	3.0	76.2	300	20.7	HY	700	Y
7212-381YL	3/8	9.5	1	0.617	15.7	0.12	0.05	3.0	76.2	300	20.7	HY	700	Y
7212-501BK	1/2	12.7	1	0.750	19.1	0.15	0.07	5.0	127.0	300	20.7	HY	600	Y
7212-501BL	1/2	12.7	1	0.750	19.1	0.15	0.07	5.0	127.0	300	20.7	HY	600	Y
7212-501GN	1/2	12.7	1	0.750	19.1	0.15	0.07	5.0	127.0	300	20.7	HY	600	Y
7212-501GY	1/2	12.7	1	0.750	19.1	0.15	0.07	5.0	127.0	300	20.7	HY	600	Y
7212-501RD	1/2	12.7	1	0.750	19.1	0.15	0.07	5.0	127.0	300	20.7	HY	600	Y
7212-631BK	5/8	15.9	1	0.906	23.0	0.21	0.10	6.0	152.4	300	20.7	HY	500	Y
7212-631BL	5/8	15.9	1	0.906	23.0	0.21	0.10	6.0	152.4	300	20.7	HY	500	Y
7212-631GN	5/8	15.9	1	0.906	23.0	0.21	0.10	6.0	152.4	300	20.7	HY	500	N
7212-631GY	5/8	15.9	1	0.906	23.0	0.21	0.10	6.0	152.4	300	20.7	HY	500	N
7212-631RD	5/8	15.9	1	0.906	23.0	0.21	0.10	6.0	152.4	300	20.7	HY	500	Y
7212-750BK	3/4	19.1	1	1.091	27.7	0.30	0.14	7.0	177.8	300	20.7	HY	400	Y
7212-750BL	3/4	19.1	1	1.091	27.7	0.30	0.14	7.0	177.8	300	20.7	HY	400	Y
7212-750GN	3/4	19.1	1	1.091	27.7	0.30	0.14	7.0	177.8	300	20.7	HY	400	Y
7212-750GY	3/4	19.1	1	1.091	27.7	0.30	0.14	7.0	177.8	300	20.7	HY	400	Y
7212-750RD	3/4	19.1	1	1.091	27.7	0.30	0.14	7.0	177.8	300	20.7	HY	400	Y

Factory Cut Lengths: Blue and gray hose available from stock in 50-ft. coils. [Refer to page 53.](#)

* **Permanent Couplings:** Refer to CrimpSource at www.safehose.com for coupling recommendations and crimp specifications.

Reattachable Couplings: Parker Series 82 Push-Lok® couplings.

** **Stock:** “Y” indicates stocked item; “N” indicates non-stocked item. Stock status subject to change. Contact Parker Customer Service.



SUPER-LOK GS™

Push-On Hose

Series 7211





Series 7211 is a versatile push-on hose designed to handle air, mild chemicals and water. The hose construction incorporates a silicone-free tube that does not contaminate air powered paint spray systems, and is compatible with light oil mists found in air tool lubricating systems. The braided textile reinforcement is applied at a precise angle to provide kink resistance and superior coupling retention—push-on couplings do not require bands, clamps or special tools for installation. The cover is resistant to abrasion, heat and ozone, and is available in multiple standard colors for color-coded identification.

NOTES:

- Do not with use with oil or refined fuel.
- Do not use bands or clamps to attach push-on couplings.

Tube:	Black EPDM; ARPM Class C oil resistance
Reinforcement:	One textile braid
Cover:	Black, blue, green, gray or red EPDM; smooth finish
Temp. Range:	-40°F to + 212°F (-40°C to + 100°C)
Brand Method:	White ink on black, blue and red hose; black ink on green and gray hose
Brand Example:	PARKER 7211 SUPER-LOK GS PUSH-ON HOSE (ID) 300 PSI MAX WP MADE IN USA B2 (DATE CODE)
Design Factor:	4:1
Industry Standards:	None applicable
Applications:	<ul style="list-style-type: none"> • ARPM Class C oil resistant tube • Air (including oil mist), mild chemicals, water • Air operated paint systems, air tools, transfer lines, vacuum lines • Agriculture, construction, general industrial; automotive/factory color-coded assembly equipment
Vacuum:	28" Hg
Packaging:	Reels

Other cover colors available:

7211-BL	
7211-GN	
7211-GY	
7211-RD	

(Continued on the following page)

Series 7211 – SUPER-LOK GS™ Push-On Hose (Continued)

Part Number	ID (in)	ID (mm)	Reinf Braids	OD (in)	OD (mm)	Approx Wt (lbs/ft)	Approx Wt (kg/ft)	Min Bend Rad (in)	Min Bend Rad (mm)	Max Rec WP (psi)	Max Rec WP (bar)	Perm Cplg Rec *	Std Pack Qty (ft)	Stock Status **
7211-251BK	1/4	6.4	1	0.494	12.5	0.09	0.04	3.0	76.2	300	20.7	HY	700	Y
7211-251BL	1/4	6.4	1	0.494	12.5	0.09	0.04	3.0	76.2	300	20.7	HY	700	Y
7211-251GN	1/4	6.4	1	0.494	12.5	0.09	0.04	3.0	76.2	300	20.7	HY	700	N
7211-251GY	1/4	6.4	1	0.494	12.5	0.09	0.04	3.0	76.2	300	20.7	HY	700	Y
7211-251RD	1/4	6.4	1	0.494	12.5	0.09	0.04	3.0	76.2	300	20.7	HY	700	N
7211-381BK	3/8	9.5	1	0.617	15.7	0.12	0.05	3.0	76.2	300	20.7	HY	700	Y
7211-381BL	3/8	9.5	1	0.617	15.7	0.12	0.05	3.0	76.2	300	20.7	HY	700	Y
7211-381GN	3/8	9.5	1	0.617	15.7	0.12	0.05	3.0	76.2	300	20.7	HY	700	N
7211-381GY	3/8	9.5	1	0.617	15.7	0.12	0.05	3.0	76.2	300	20.7	HY	700	Y
7211-381RD	3/8	9.5	1	0.617	15.7	0.12	0.05	3.0	76.2	300	20.7	HY	700	N
7211-501BK	1/2	12.7	1	0.750	19.1	0.15	0.07	5.0	127.0	300	20.7	HY	600	Y
7211-501BL	1/2	12.7	1	0.750	19.1	0.15	0.07	5.0	127.0	300	20.7	HY	600	Y
7211-501GN	1/2	12.7	1	0.750	19.1	0.15	0.07	5.0	127.0	300	20.7	HY	600	N
7211-501GY	1/2	12.7	1	0.750	19.1	0.15	0.07	5.0	127.0	300	20.7	HY	600	Y
7211-501RD	1/2	12.7	1	0.750	19.1	0.15	0.07	5.0	127.0	300	20.7	HY	600	N

* **Permanent Couplings:** Refer to CrimpSource at www.safehose.com for coupling recommendations and crimp specifications.

Reattachable Couplings: Parker Series 82 Push-Lok® couplings.

** **Stock:** “Y” indicates stocked item; “N” indicates non-stocked item. Stock status subject to change. Contact Parker Customer Service.



JIFFY FLEX™ 250

Push-On Multipurpose Oil Resistant Hose





Nonconductive, MSHA

Series 7161

Series 7161 is a versatile nonconductive multipurpose push-on hose designed to handle air, mild chemicals, oil, and water. The hose construction is electrically nonconductive with a minimum resistance of one megaohm per inch at 1000 volts DC. The silicone-free tube does not contaminate air powered paint spray systems. The multiple plies of textile reinforcement are applied at a precise angle to provide flexibility and superior coupling retention—push-on couplings do not require bands, clamps or special tools for installation. The flame resistant cover meets MSHA requirements, is resistant to oil and weathering, and is available in multiple standard colors for color-coded identification.

- NOTES:**
- Do not use in hot, dry air applications, impulsing applications or vehicle fuel systems.
 - The user must determine if the hose is suitable for applications subject to electrical hazard. Contact Parker for additional information.
 - Do not use bands or clamps to attach push-on couplings.

Other cover colors available:

7161-BL	
7161-GN	
7161-GY	
7161-RD	

Tube:	Black nitrile; ARPM Class A oil resistance
Reinforcement:	Multiple textile plies
Cover:	Black, blue, gray, green or red chloroprene; smooth finish
Temp. Range:	-20°F to +180°F (-29°C to +82°C)
Brand Method:	White ink on black, blue and red hoses; black ink on green and gray hoses
Brand Example:	PARKER 7161 JIFFY FLEX™ 250 PUSH-ON HOSE (ID) 250 PSI MAX WP MSHA # ELECTRICALLY NON-CONDUCTIVE MADE IN USA B2 (DATE CODE)
Design Factor:	4:1
Industry Standards:	ARPM Class A oil resistant tube; electrically nonconductive with a minimum resistance of one megaohm per inch at 1000 volts DC; MSHA
Applications:	<ul style="list-style-type: none"> • Air, mild chemicals, oil, water • Air operated paint systems, air tools, transfer lines, vacuum lines • Agriculture, construction, general industrial; automotive/factory color-coded assembly equipment
Vacuum:	Not recommended
Compare to:	Boston Easy Couple; Thermoid Flex-Loc Push On; Veyance InstaGrip 250
Packaging:	Reels

(Continued on the following page)

Series 7161 – JIFFY FLEX™ 250 Push-On Multipurpose Oil Resistant Hose, Nonconductive, MSHA (Continued)

Part Number	ID (in)	ID (mm)	Reinf Plies	OD (in)	OD (mm)	Approx Wt (lbs/ft)	Approx Wt (kg/ft)	Min Bend Rad (in)	Min Bend Rad (mm)	Max Rec WP (psi)	Max Rec WP (bar)	Perm Cplg Rec *	Std Pack Qty (ft)	Stock Status **
7161-25250BK	1/4	6.3	2	0.520	13.2	0.10	0.05	3.0	76.2	250	17.2	HY	500	Y
7161-25250BL	1/4	6.3	2	0.520	13.2	0.10	0.05	3.0	76.2	250	17.2	HY	500	N
7161-25250GY	1/4	6.3	2	0.520	13.2	0.10	0.05	3.0	76.2	250	17.2	HY	500	N
7161-38250BK	3/8	9.5	2	0.645	16.4	0.14	0.06	3.0	76.2	250	17.2	HY	500	Y
7161-38250BL	3/8	9.5	2	0.645	16.4	0.14	0.06	3.0	76.2	250	17.2	HY	500	N
7161-38250GN	3/8	9.5	2	0.645	16.4	0.14	0.06	3.0	76.2	250	17.2	HY	500	N
7161-38250GY	3/8	9.5	2	0.645	16.4	0.14	0.06	3.0	76.2	250	17.2	HY	500	Y
7161-38250RD	3/8	9.5	2	0.645	16.4	0.14	0.06	3.0	76.2	250	17.2	HY	500	N
7161-50250BK	1/2	12.7	2	0.780	19.8	0.18	0.08	5.0	127.0	250	17.2	HY	500	Y
7161-50250BL	1/2	12.7	2	0.780	19.8	0.18	0.08	5.0	127.0	250	17.2	HY	500	N
7161-50250GN	1/2	12.7	2	0.780	19.8	0.18	0.08	5.0	127.0	250	17.2	HY	500	N
7161-50250GY	1/2	12.7	2	0.780	19.8	0.18	0.08	5.0	127.0	250	17.2	HY	500	N
7161-50250RD	1/2	12.7	2	0.780	19.8	0.18	0.08	5.0	127.0	250	17.2	HY	500	N

* **Permanent Couplings:** Refer to CrimpSource at www.safehose.com for coupling recommendations and crimp specifications.

Reattachable Couplings: Parker Series 82 Push-Lok® couplings.

** **Stock:** "Y" indicates stocked item; "N" indicates non-stocked item. Stock status subject to change. Contact Parker Customer Service.



DAY-FLO® Multipurpose Oil Resistant Hose

Series 7134 (Red) and 7187 (Black)

Series 7134/7187 is a versatile, multipurpose hose designed to handle air, mild chemicals, oil, and water. The braided textile reinforcement provides kink resistance and superior coupling retention, and the cover is resistant to oil and weathering.

NOTE: Do not use in hot, dry air applications or with refined fuel.

Tube:	Black nitrile; ARPM Class A oil resistance
Reinforcement:	One or multiple textile braids
Cover:	7134: Red chloroprene, smooth finish 7187: Black chloroprene, smooth finish
Temp. Range:	-20°F to +212°F (-29°C to +100°C)
Brand Method:	White ink
Brand Example:	PARKER SERIES (7134) (7187) DAY-FLO® (ID) XXX PSI MAX WP (DATE CODE)
Design Factor:	4:1
Industry Standards:	ARPM Class A oil resistant tube
Applications:	<ul style="list-style-type: none"> Air, mild chemicals, oil, water Agriculture, construction, general industrial
Vacuum:	Not recommended
Compare to:	Boston Easy Couple
Packaging:	Reels

Series 7134 (Red) and Series 7187 (Black)

Part Number 7134 or 7187	ID (in)	ID (mm)	Reinf Braids	OD (in)	OD (mm)	Approx Wt (lbs/ft)	Approx Wt (kg/ft)	Min Bend Rad (in)	Min Bend Rad (mm)	Max Rec WP (psi)	Max Rec WP (bar)	Perm Cplg Rec *	Std Pack Qty (ft)	7134 Stock Status **	7187 Stock Status **
-191	3/16	4.8	1	0.437	11.1	0.08	0.04	2.0	50.8	250	17.2	HY	700	Y	Y
-251	1/4	6.4	1	0.500	12.7	0.09	0.04	2.5	63.5	250	17.2	HY	700	Y	Y
-252	1/4	6.4	2	0.594	15.1	0.15	0.07	3.3	83.8	300	20.7	HY	700	Y	Y
-311	5/16	7.9	1	0.625	15.9	0.14	0.06	3.0	76.2	250	17.2	HY	700	Y	N
-381	3/8	9.5	1	0.687	17.4	0.17	0.08	3.5	88.9	250	17.2	HY	700	Y	Y
-382	3/8	9.5	2	0.719	18.3	0.19	0.09	4.0	101.6	300	20.7	HY	700	Y	Y
-501	1/2	12.7	1	0.812	20.6	0.21	0.10	4.5	114.3	250	17.2	HY	600	Y	Y
-502***	1/2	12.7	2	0.875	22.2	0.26	0.12	4.8	121.9	300	20.7	HY	600	n/a	Y

* **Couplings:** Refer to CrimpSource at www.safehose.com for coupling recommendations and crimp specifications.

** **Stock:** "Y" indicates stocked item; "N" indicates non-stocked item. Stock status subject to change. Contact Parker Customer Service.

*** **Series 7187 only.**

⚠ WARNING! Couplings attached with bands or clamps may reduce the working pressure of the hose assembly to less than the maximum rated working pressure of the hose. Refer to the [NAHAD Industrial Hose Assembly Guidelines](#).



ARCTIC EDGE™

Low Temperature Multipurpose Hose

Series 7102

Series 7102 is a low temperature, multipurpose hose designed to handle air, mild chemicals, water, oil and refined fuels such as biodiesel (to B20 in dedicated service), diesel, ethanol and gasoline. The hose construction incorporates a static wire as a path to conduct an electrical charge to ground, and the multiple plies of textile reinforcement provide flexibility and kink resistance to -70°F (-54°C). The cover is resistant to oil and weathering, and incorporates a longitudinal solid blue stripe for color-coded identification.

NOTES:

- Refer to the table on pages 213-214 for fuel compatibility and service conditions.
- Do not use for fuel dispensing or service applications requiring API, NFPA, UL, ULC or any other agency approval or listing.

Tube:	Black nitrile
Reinforcement:	Multiple textile plies with static wire
Cover:	Black chloroprene; smooth finish
Temp. Range:	-70°F to +212°F (-57°C to +100°C)
Brand Method:	White ink; solid blue stripe on reverse
Brand Example:	PARKER SERIES 7102 ARCTIC EDGE™ (-70°F) LOW TEMP (ID) 300 PSI MAX WP MADE IN USA (DATE CODE)
Design Factor:	4:1
Industry Standards:	None applicable
Applications:	<ul style="list-style-type: none"> • Air, mild chemicals, oil, water; biodiesel (to B20 in dedicated service), diesel, ethanol, gasoline • Cold weather, refrigerated applications • Agriculture, construction, general industrial
Vacuum:	Not recommended
Compare to:	Thermoid Glacier Multipurpose; Veyance Arctic Ortac
Packaging:	Reels

Part Number	ID (in)	ID (mm)	Reinf Plies	OD (in)	OD (mm)	Approx Wt (lbs/ft)	Approx Wt (kg/ft)	Min Bend Rad (in)	Min Bend Rad (mm)	Max Rec WP (psi)	Max Rec WP (bar)	Perm Cplg Rec *	Std Pack Qty (ft)	Stock Status **
7102-38304	3/8	9.5	4	0.750	19.1	0.21	0.10	3.8	96.5	300	20.7	HY	650	N
7102-50304	1/2	12.7	4	0.906	23.0	0.28	0.13	5.0	127.0	300	20.7	7661	500	N
7102-75304	3/4	19.1	4	1.156	29.4	0.37	0.17	6.0	152.4	300	20.7	HY	400	Y
7102-100304	1	25.4	4	1.458	37.0	0.54	0.24	8.0	203.2	300	20.7	HY	300	Y
7102-125304	1-1/4	31.8	4	1.810	46.0	0.83	0.38	9.0	228.6	300	20.7	HY	250	Y
7102-138304	1-3/8	34.9	4	1.925	48.9	0.89	0.40	9.5	241.3	300	20.7	*	200	N
7102-150304	1-1/2	38.1	4	2.031	51.6	0.92	0.42	10.0	254.0	300	20.7	43	200	Y

* **Couplings:** Refer to CrimpSource at www.safehose.com for coupling recommendations and crimp specifications.

** **Stock:** "Y" indicates stocked item; "N" indicates non-stocked item. Stock status subject to change. Contact Parker Customer Service.

⚠ WARNING! Couplings attached with bands or clamps may reduce the working pressure of the hose assembly to less than the maximum rated working pressure of the hose. Refer to the [NAHAD Industrial Hose Assembly Guidelines](#).



WHIPPET® 200 Multipurpose Hose

Series 7137

Series 7137 is a light duty, multipurpose hose designed to handle air, mild chemicals, oil and water, and is ideal for air hose whip ends, industrial bench work and light duty air lines. The braided textile reinforcement provides kink resistance and superior coupling retention, and the cover is resistant to oil and weathering.

Tube:	Black nitrile
Reinforcement:	One textile braid
Cover:	Black chloroprene; smooth finish
Temp. Range:	-40°F to +180°F (-40°C to +82°C)
Brand Method:	Not branded
Design Factor:	4:1
Industry Standards:	None applicable
Applications:	<ul style="list-style-type: none"> • Air, mild chemicals, oil, water • Air tools, hose whips • Assembly lines, general industrial
Vacuum:	Not recommended
Compare to:	Boston Easy Couple
Packaging:	Reels

Part Number	ID (in)	ID (mm)	Reinf Braids	OD (in)	OD (mm)	Approx Wt (lbs/ft)	Approx Wt (kg/ft)	Min Bend Rad (in)	Min Bend Rad (mm)	Max Rec WP (psi)	Max Rec WP (bar)	Perm Cplg Rec *	Std Pack Qty (ft)	Stock Status **
7137-251	1/4	6.4	1	0.435	11.0	0.06	0.03	2.0	50.8	200	13.8	HY	700	Y
7137-311	5/16	7.9	1	0.531	13.5	0.09	0.04	2.5	63.5	200	13.8	HY	700	Y
7137-381	3/8	9.5	1	0.625	15.9	0.12	0.05	3.5	88.9	200	13.8	HY	700	Y

* **Couplings:** Refer to CrimpSource at www.safehose.com for coupling recommendations and crimp specifications.

** **Stock:** "Y" indicates stocked item; "N" indicates non-stocked item. Stock status subject to change. Contact Parker Customer Service.

⚠ WARNING! Couplings attached with bands or clamps may reduce the working pressure of the hose assembly to less than the maximum rated working pressure of the hose. [Refer to the NAHAD Industrial Hose Assembly Guidelines.](#)



Medium Duty Multipurpose Discharge Hose

Series SS110

Series SS110 is a large diameter, medium duty discharge hose designed to handle air, mild chemicals, oil, and water. The hose construction incorporates a static wire to conduct an electrical charge to ground, and the cover is resistant to abrasion and weathering.

NOTE: Do not use in hot, dry air applications or with refined fuel.

- Tube:** Black nitrile
- Reinforcement:** Multiple textile plies with static wire
- Cover:** Black SBR; perforated wrapped finish
- Temp. Range:** -40°F to +180°F (-40°C to +82°C)
- Brand Method:** Black text on blue stripe
- Brand Example:** PARKER SERIES SS110 MULTIPURPOSE HOSE XXX PSI WP MADE IN USA
- Design Factor:** 4:1
- Applications:**
 - Air, mild chemicals, oil, water
 - General industrial, oil field
- Vacuum:** Not recommended
- Packaging:** Coils

Part Number	ID (in)	ID (mm)	Reinf Plies	OD (in)	OD (mm)	Approx Wt (lbs/ft)	Approx Wt (kg/ft)	Max Rec WP (psi)	Max Rec WP (bar)	Perm Cplg Rec *	Std Pack Qty (ft)	Stock Status **
SS110-1250	1-1/4	31.8	4	1.875	47.6	0.92	0.42	500	34.5	*	100	N
SS110-1500	1-1/2	38.1	4	2.188	55.6	1.09	0.49	500	34.5	*	100	N
SS110-2000	2	50.8	4	2.750	69.9	1.42	0.64	500	34.5	*	100	Y
SS110-2500	2-1/2	63.5	6	3.375	85.7	2.21	1.00	500	34.5	*	100	N
SS110-3000	3	76.2	6	3.875	98.4	2.55	1.16	500	34.5	*	100	N
SS110-4000	4	101.6	6	5.000	127.0	3.72	1.69	500	34.5	*	100	Y
SS110-6000	6	152.4	8	7.125	181.0	6.27	2.84	400	27.6	*	100	N

* **Couplings:** Refer to CrimpSource at www.safehose.com for coupling recommendations and crimp specifications.

** **Stock:** "Y" indicates stocked item; "N" indicates non-stocked item. Stock status subject to change. Contact Parker Customer Service.

⚠ WARNING! Couplings attached with bands or clamps may reduce the working pressure of the hose assembly to less than the maximum rated working pressure of the hose. Refer to the [NAHAD Industrial Hose Assembly Guidelines](#).



Heavy Duty Multipurpose Discharge Hose

Series SS131

Series SS131 is a large diameter, heavy duty discharge hose designed to handle air, mild chemicals, oil, and water. The hose construction incorporates multiple plies of textile reinforcement for extreme pressure capability and kink resistance, and the cover is resistant to abrasion and weathering.

NOTE: Do not use in hot, dry air applications or with refined fuel.

Tube:	Black nitrile
Reinforcement:	Multiple textile plies
Cover:	Blue synthetic rubber; perforated wrapped finish
Temp. Range:	-40°F to +180°F (-40°C to +82°C)
Brand Method:	Blue text on white stripe
Brand Example:	PARKER SERIES SS131 HEAVY DUTY MULTIPURPOSE DISCHARGE HOSE XXX PSI WP MADE IN USA

Design Factor: 4:1

Applications:

- Air, mild chemicals, oil, water
- Abrasion resistant, very high pressure discharge
- General industrial, oil field

Vacuum: Not recommended

Packaging: Coils

Part Number	ID (in)	ID (mm)	Reinf Plies	OD (in)	OD (mm)	Approx Wt (lbs/ft)	Approx Wt (kg/ft)	Max Rec WP (psi)	Max Rec WP (bar)	Perm Cplg Rec *	Std Pack Qty (ft)	Stock Status **
SS131-1500	1-1/2	38.1	6	2.375	60.3	1.53	0.69	1000	68.9	*	100	N
SS131-2000	2	50.8	6	3.000	76.2	2.06	0.93	1000	68.9	*	100	N
SS131-3000	3	76.2	6	4.125	104.8	3.27	1.48	800	55.2	*	100	N
SS131-4000	4	101.6	6	5.188	131.8	4.64	2.10	800	55.2	*	100	N

* **Couplings:** Refer to CrimpSource at www.safehose.com for coupling recommendations and crimp specifications.

** **Stock:** "Y" indicates stocked item; "N" indicates non-stocked item. Stock status subject to change. Contact Parker Customer Service.

⚠ WARNING! Couplings attached with bands or clamps may reduce the working pressure of the hose assembly to less than the maximum rated working pressure of the hose. [Refer to the NAHAD Industrial Hose Assembly Guidelines.](#)



DRAGON BREATH® Hot Air Blower Hose

Series SW360

Series SW360 is a heavy duty, high pressure hot air blower hose designed for bulk loading/unloading of dry materials in plants or transport vehicles. The hose transfers hot air from a compressor to the storage bin/cargo bay to propel bulk product. The hose construction incorporates a tube that features a temperature rating to 350°F (177°C) and resists drying out. The dual wire helix provides full suction capability, kink resistance, flexibility for ease of handling and a path to conduct a static electrical charge to ground. The cover resists abrasion, heat and ozone.

NOTE: For larger diameter hose, refer to [Series EW360](#).

Tube:	Black EPDM
Reinforcement:	Multiple textile plies with dual wire helix
Cover:	Black EPDM; wrapped finish
Temp. Range:	-40°F to +350°F (-40°C to +177°C)
Brand Method:	Black text on yellow stripe
Brand Example:	PARKER SERIES SW360 DRAGON BREATH® HOT AIR BLOWER HOSE XXX PSI WP (CAUTION) MADE IN USA
Design Factor:	4:1
Applications:	<ul style="list-style-type: none"> • Hot air blower systems • In-plant transfer; delivery, loading/unloading • General industrial, transportation
Compare to:	Eaton Boston Wildcat Hot Air; Gates Hot Air Blower; Veyance Plicord Torrid Air
Vacuum:	Full
Packaging:	Coils

Part Number	ID (in)	ID (mm)	Reinf Plies	OD (in)	OD (mm)	Approx Wt (lbs/ft)	Approx Wt (kg/ft)	Min Bend Rad (in)	Min Bend Rad (mm)	Max Rec WP (psi)	Max Rec WP (bar)	Perm Cplg Rec *	Std Pack Qty (ft)	Stock Status **
SW360-2000	2	50.8	2	2.500	63.5	1.08	0.49	6.0	152.4	200	13.8	*	100	Y
SW360-3000	3	76.2	2	3.563	90.5	1.78	0.81	12.0	304.8	200	13.8	*	100	Y
SW360-4000	4	101.6	2	4.563	115.9	2.46	1.12	16.0	406.4	125	8.6	*	100	Y
SW360-6000	6	152.4	2	6.813	173.0	5.00	2.27	24.0	609.6	100	6.9	*	100	Y

* **Couplings:** Refer to CrimpSource at www.safehose.com for coupling recommendations and crimp specifications.

** **Stock:** "Y" indicates stocked item; "N" indicates non-stocked item. Stock status subject to change. Contact Parker Customer Service.

⚠️ WARNINGS!

- ▶ Couplings attached with bands or clamps may reduce the working pressure of the hose assembly to less than the maximum rated working pressure of the hose. Refer to the [NAHAD Industrial Hose Assembly Guidelines](#).
- ▶ Do not use with cam and groove couplings, which are designed for use with liquids.



SPARTAN™ Hot Air Blower Hose

Series SW560

Series SW560 is a lightweight, medium pressure hot air blower hose designed for bulk loading/unloading of dry materials in plants or transport vehicles. The hose transfers hot air from a compressor to the storage bin/cargo bay to propel bulk product. The hose construction incorporates a tube that features a temperature rating to 350°F (177°C) and resists drying out. The dual wire helix provides full suction capability, kink resistance, flexibility for ease of handling and a path to conduct a static electrical charge to ground. The cover resists abrasion, heat and ozone.

NOTE: For larger diameter hose, refer to [Series EW360](#).

Tube:	Black EPDM
Reinforcement:	Multiple textile plies with dual wire helix
Cover:	Black EPDM; wrapped finish
Temp. Range:	-40°F to +350°F (-40°C to +177°C)
Brand Method:	Black text on yellow stripe
Brand Example:	PARKER SERIES SW560 SPARTAN™ HOT AIR BLOWER HOSE
Design Factor:	4:1
Applications:	<ul style="list-style-type: none"> • Hot air blower systems • In-plant transfer; delivery, loading/unloading • General industrial, transportation
Vacuum:	Full
Packaging:	Coils

Part Number	ID (in)	ID (mm)	Reinf Plies	OD (in)	OD (mm)	Approx Wt (lbs/ft)	Approx Wt (kg/ft)	Min Bend Rad (in)	Min Bend Rad (mm)	Max Rec WP (psi)	Max Rec WP (bar)	Perm Cplg Rec *	Std Pack Qty (ft)	Stock Status **
SW560-2000	2	50.8	2	2.450	62.2	0.89	0.40	6.0	152.4	125	8.6	*	100	N
SW560-3000	3	76.2	2	3.480	88.4	1.48	0.67	12.0	304.8	125	8.6	*	100	Y
SW560-4000	4	101.6	2	4.480	113.8	1.99	0.90	16.0	406.4	100	6.9	*	100	Y

* **Couplings:** Refer to CrimpSource at www.safehose.com for coupling recommendations and crimp specifications.

** **Stock:** "Y" indicates stocked item; "N" indicates non-stocked item. Stock status subject to change. Contact Parker Customer Service.

⚠️ WARNINGS!

- ▶ Couplings attached with bands or clamps may reduce the working pressure of the hose assembly to less than the maximum rated working pressure of the hose. Refer to the [NAHAD Industrial Hose Assembly Guidelines](#).
- ▶ Do not use with cam and groove couplings, which are designed for use with liquids.



MAXIMAIRE™

Heavy Duty Air Hose

Nonconductive

Series 7201

Series 7201 is a heavy duty hose designed to handle air, mild chemicals, oil and water. The hose is electrically nonconductive with a minimum resistance of one megaohm per inch at 1000 volts DC. The nitrile/PVC cover is resistant to abrasion, oil and weathering.

NOTE: The user must determine if the hose is suitable for applications subject to electrical hazard. Contact Parker for additional information.

Tube:	White chloroprene
Reinforcement:	Multiple textile plies
Cover:	Green nitrile/PVC; wrapped finish
Temp. Range:	-20°F to +180°F (-29°C to +82°C)
Brand Method:	Embossed
Brand Example:	PARKER SERIES 7201 MAXIMAIRE HEAVY DUTY AIR HOSE (ID) XXX PSI MAX WP USA
Design Factor:	4:1
Industrial Standards:	Electrically nonconductive with a minimum resistance of one megaohm per inch at 1000 volts DC
Applications:	<ul style="list-style-type: none"> • Air, mild chemicals, oil, slurries, water • Heavy duty air tools, compressors • Construction, general industrial, mines, quarries
Vacuum:	Not recommended
Compare to:	Boston Shock Safe, Mineforce; Veyance Ortac 400
Packaging:	Coils

Part Number	ID (in)	ID (mm)	Reinf Plies	OD (in)	OD (mm)	Approx Wt (lbs/ft)	Approx Wt (kg/ft)	Max Rec WP (psi)	Max Rec WP (bar)	Perm Cplg Rec *	Std Pack Qty (ft)	Stock Status **
7201-752100	3/4	19.1	4	1.250	31.8	0.46	0.21	500	34.5	*	100	N
7201-1002050	1	25.4	4	1.551	39.4	0.64	0.29	500	34.5	*	50	N
7201-1002100	1	25.4	4	1.551	39.4	0.64	0.29	500	34.5	*	100	N
7201-1252K	1-1/4	31.8	4	1.812	46.1	0.79	0.36	350	24.1	*	150	Y
7201-1503K	1-1/2	38.1	4	2.125	54.0	1.04	0.47	350	24.1	*	150	Y
7201-2003K	2	50.8	6	2.656	67.5	1.53	0.69	350	24.1	*	150	Y

* **Couplings:** Refer to CrimpSource at www.safehose.com for coupling recommendations and crimp specifications.

** **Stock:** "Y" indicates stocked item; "N" indicates non-stocked item. Stock status subject to change. Contact Parker Customer Service.

⚠ WARNING! Couplings attached with bands or clamps may reduce the working pressure of the hose assembly to less than the maximum rated working pressure of the hose. [Refer to the NAHAD Industrial Hose Assembly Guidelines.](#)



MAXIFLEX®

Lightweight Air Hose

Series 7308 and Series 7308E

Series 7308/7308E is a flexible, lightweight, medium pressure hose designed to handle air, mild chemicals and water. The rugged cover is resistant to abrasion and weathering. Series 7308/7308E provides service for low to medium pressure air and water applications in construction, general industrial, mines and quarries.

Tube:	Black SBR
Reinforcement:	Multiple textile plies
Cover:	Yellow SBR; wrapped finish
Temp. Range:	-20°F to +212°F (-29°C to +100°C)
Brand Method:	Embossed
Brand Example:	PARKER SERIES (7308) (7308E) MAXIFLEX AIR HOSE XXX PSI WP
Design Factor:	3:1
Industry Standards:	None applicable
Applications:	<ul style="list-style-type: none"> • Air, water • Heavy duty air tools, compressors • Construction, general industrial, mines, quarries
Vacuum:	Not recommended
Compare to:	Veyance Plicord Air 300
Packaging:	Coils

Series 7308

Part Number	ID (in)	ID (mm)	Reinf Plies	OD (in)	OD (mm)	Approx Wt (lbs/ft)	Approx Wt (kg/ft)	Max Rec WP (psi)	Max Rec WP (bar)	Perm Cplg Rec *	Std Pack Qty (ft)	Stock Status **
7308-1004	1	25.4	2	1.488	37.8	0.49	0.23	250	17.2	*	100	N
7308-1254	1-1/4	31.8	2	1.772	45.0	0.63	0.32	250	17.2	*	100	N
7308-1504	1-1/2	38.1	2	2.031	51.6	0.74	0.43	250	17.2	*	100	N
7308-2004	2	50.8	4	2.598	66.0	1.08	0.61	250	17.2	*	100	Y
7308-2504	2-1/2	63.5	4	3.051	77.5	1.20	0.74	250	17.2	*	100	N
7308-3004	3	76.2	4	3.528	89.6	1.35	0.88	250	17.2	*	100	N

* **Couplings:** Refer to CrimpSource at www.safehose.com for coupling recommendations and crimp specifications.

** **Stock:** "Y" indicates stocked item; "N" indicates non-stocked item. Stock status subject to change. Contact Parker Customer Service.

Series 7308E

Part Number	ID (in)	ID (mm)	Reinf Plies	OD (in)	OD (mm)	Approx Wt (lbs/ft)	Approx Wt (kg/ft)	Max Rec WP (psi)	Max Rec WP (bar)	Perm Cplg Rec *	Std Pack Qty (ft)	Stock Status **
7308E-2000300	2	50.8	2	2.560	65.0	1.16	0.53	300	20.7	*	100	Y

* **Couplings:** Refer to CrimpSource at www.safehose.com for coupling recommendations and crimp specifications.

** **Stock:** "Y" indicates stocked item; "N" indicates non-stocked item. Stock status subject to change. Contact Parker Customer Service.

⚠ WARNING! Couplings attached with bands or clamps may reduce the working pressure of the hose assembly to less than the maximum rated working pressure of the hose. [Refer to the NAHAD Industrial Hose Assembly Guidelines.](#)



MPW-1000® High Pressure Wire Braid Multipurpose Hose Series 7204

Series 7204 is an extremely versatile hose designed to handle air, mild chemicals, oil, refined fuels such as biodiesel (to B20 in dedicated and non-dedicated service), diesel, ethanol and gasoline, saturated steam and water. The hose construction incorporates a premium grade tube especially suited for high temperature materials such as hot asphalt, glue, oil, tar and wax to 300°F continuous/350°F intermittent (149°C/177°C). The high tensile wire braid reinforcement provides durability, kink resistance, high pressure capability and superior coupling retention, and the cover is resistant to heat, oil and weathering. Series 7204 is also designed for saturated steam applications at temperatures to 368°F (187°C) and pressures to 150 psi (10.3 bar). The tube resists popcorning and oil-based detergents and rust inhibitors found in steam systems.

NOTE:

- Do not use for fuel dispensing or service applications requiring API, NFPA, UL, ULC or any other agency approval or listing.
- Refer to the table on pages 213-214 for fuel compatibility and service conditions.

Tube:	Black nitrile
Reinforcement:	One wire braid
Cover:	Black chloroprene; perforated wrapped finish
Temp. Range:	Steam: -20°F to +368°F (-29°C to +187°C) saturated steam to 150 psi max WP Other: -20°F to +300°F (-29°C to +149°C) / 350°F (177°C) intermittent
Brand Method:	Embossed
Brand Example:	PARKER SERIES 7204 - MPW XXX PSI MAX WP (DATE CODE) MADE IN USA
Design Factor:	4:1 (10:1 steam @ 150 psi/10.3 bar)
Industry Standards:	None applicable
Applications:	<ul style="list-style-type: none"> • Air, mild chemicals, oil, water; hot asphalt, glue, oil, tar and wax; steam; biodiesel (to B20 in dedicated and non-dedicated service), diesel, ethanol, gasoline • High pressure washdown; cleaning containment vessels and manufacturing equipment; cleaning and heating processing equipment • General industrial, manufacturing and processing plants, refineries
Vacuum:	Not recommended
Compare to:	Boston Hot Tar Pumping; Gates 319MB Gold Master; Veyance Pyroflex
Packaging:	Reels

⚠️ WARNINGS!

- ▶ Failure to properly inspect, maintain, test and use steam hose assemblies may result in property damage, personal injury or death. Refer to ARPM publication IP-11-1, "Guide for Use, Testing and Inspection of Steam Hose."
- ▶ Water changes to hot water and phases of steam when subjected to heat and pressure. The greater the pressure, the higher the temperature required to achieve and maintain a steam phase. If steam escapes, dangerous quantities of heat may be released very suddenly. Exposure to hot water, low pressure steam and high pressure steam may cause severe scalding or fatal burns.
- ▶ Use only hoses designated for steam service for steam applications. Use ONLY Parker recommended hose/coupling combinations for steam applications. Refer to CrimpSource at www.safehose.com.
- ▶ Prior to use with detergents or rust inhibitors, refer to the chemical guide in this catalog or contact Parker.
- ▶ Drain steam hose after each use to reduce the possibility of hose popcorning while in service.
- ▶ Couplings attached with bands or clamps may reduce the working pressure of the hose assembly to less than the maximum rated working pressure of the hose. Refer to the NAHAD Industrial Hose Assembly Guidelines.

Series 7204 – MPW-1000[®] High Pressure Wire Braid Multipurpose Hose (Continued)

Part Number	ID (in)	ID (mm)	Reinf Braids	OD (in)	OD (mm)	Approx Wt (lbs/ft)	Approx Wt (kg/ft)	Min Bend Rad (in)	Min Bend Rad (mm)	Max Rec WP		Perm Cplg Rec *	Std Pack Qty (ft)	Stock Status **
										(psi)	(bar)			
										Non-Steam Applications				
7204-501	1/2	12.7	1	0.906	23.0	0.34	0.15	7.0	177.8	1000	68.9	43	500	N
7204-751	3/4	19.1	1	1.187	30.1	0.52	0.24	10.0	254.0	1000	68.9	43	500	Y
7204-1001	1	25.4	1	1.500	38.1	0.75	0.34	12.0	304.8	1000	68.9	43	500	Y

* **Couplings:** Refer to CrimpSource at www.safehose.com for coupling recommendations and crimp specifications.

** **Stock:** “Y” indicates stocked item; “N” indicates non-stocked item. Stock status subject to change. Contact Parker Customer Service.



THORO-BRAID®

Medium Pressure Wire Braid Multipurpose Hose

MSHA

Series 7251

Series 7251 is a large diameter, versatile, medium pressure hose designed to handle air, mild chemicals, oil and water. The hose construction incorporates high tensile wire braid reinforcement that provides durability, kink resistance, medium pressure capability, and superior coupling retention. The flame resistant yellow cover meets MSHA requirements and is resistant to abrasion and oil. Series 7251 provides service for high pressure air, dust suppression and water applications in construction, general industrial, mines and quarries.

Tube:	Black chloroprene
Reinforcement:	One or multiple wire braids
Cover:	Yellow nitrile/PVC; perforated wrapped finish
Temp. Range:	-20°F to +212°F (-29°C to +100°C)
Brand Method:	Embossed
Brand Example:	PARKER SERIES 7251 THORO-BRAID® AIR HOSE - WIRE BRAID XXX PSI MAX WP-DE4 FIRE RESISTANT-MSHA # - (DATE CODE) USA
Design Factor:	4:1
Industry Standards:	MSHA
Applications:	<ul style="list-style-type: none"> • Air, mild chemicals, oil, water • Heavy duty air tools, compressors; bull hose, drill hose • Construction, general industrial, mines and quarries
Vacuum:	Not recommended
Compare to:	Gates 500 MP/Air Drill; Kuriyama T130AK; Veyance Ultrabraid Steel Air
Packaging:	Cartons

Part Number	ID (in)	ID (mm)	Reinf Braids	OD (in)	OD (mm)	Approx Wt (lbs/ft)	Approx Wt (kg/ft)	Min Bend Rad (in)	Min Bend Rad (mm)	Max Rec WP (psi)	Max Rec WP (bar)	Perm Cplg Rec *	Std Pack Qty (ft)	Stock Status **
7251-1501K	1-1/2	38.1	1	2.062	52.4	1.22	0.55	20.0	508.0	600	41.4	43, 71	150	Y
7251-2002K	2	50.8	2	2.656	67.5	1.89	0.86	25.0	635.0	600	41.4	43, WC	150	Y
7251-2502K	2-1/2	63.5	2	3.156	80.2	2.30	1.04	32.0	812.8	500	34.5	*	150	Y
7251-3002K	3	76.2	2	3.656	92.9	2.73	1.24	36.5	927.1	500	34.5	*	150	Y
7251-4002K	4	101.6	2	4.656	118.3	3.63	1.65	48.0	1219.2	400	27.6	*	150	Y

* **Couplings:** Refer to CrimpSource at www.safehose.com for coupling recommendations and crimp specifications.

** **Stock:** "Y" indicates stocked item; "N" indicates non-stocked item. Stock status subject to change. Contact Parker Customer Service.

⚠ WARNING! Couplings attached with bands or clamps may reduce the working pressure of the hose assembly to less than the maximum rated working pressure of the hose. Refer to the [NAHAD Industrial Hose Assembly Guidelines](#).



STINGER™ II

High Pressure Wire Braid Mine and Multipurpose Hose

MSHA

Series 7268E

Series 7268E is a versatile, high pressure hose designed to handle air, mild chemicals, oil, and water. The hose construction incorporates high tensile wire braid reinforcement that provides durability, kink resistance, high pressure capability, and superior coupling retention. The flame resistant bright yellow cover meets MSHA requirements and is also resistant to abrasion and oil. Series 7268E provides service for high pressure air, dust suppression and water applications in construction, general industrial, mines and quarries.

Tube:	Black nitrile
Reinforcement:	One wire braid
Cover:	Yellow nitrile/PVC; perforated wrapped finish
Temp. Range:	-20°F to +212°F (-29°C to +100°C)
Brand Method:	Embossed (1-1/2" black ink)
Brand Example:	PARKER SERIES 7268E STINGER II (ID) 1000 PSI MAX WP MSHA #
Design Factor:	4:1
Industry Standards:	MSHA
Applications:	<ul style="list-style-type: none"> • Air, mild chemicals, oil, water • Heavy duty air tools, compressors; drill hose, dust suppression in mines • Construction, general industrial, mines and quarries
Vacuum:	Not recommended
Compare to:	Boston Concord Yellow Jack; Gates 1000MP/Mine Spray; Veyance Minespray, Super Ortac
Packaging:	Reels, cartons

Part Number	ID (in)	ID (mm)	Reinf Braids	OD (in)	OD (mm)	Approx Wt (lbs/ft)	Approx Wt (kg/ft)	Min Bend Rad (in)	Min Bend Rad (mm)	Max Rec WP (psi)	Max Rec WP (bar)	Perm Cplg Rec *	Std Pack Qty (ft)	Stock Status **
7268E-751	3/4	19.1	1	1.043	26.5	0.34	0.15	6.0	152.4	1000	68.9	HY, 43	524	Y
7268E-751050	3/4	19.1	1	1.043	26.5	0.34	0.15	6.0	152.4	1000	68.9	HY, 43	50	Y
7268E-751100	3/4	19.1	1	1.043	26.5	0.34	0.15	6.0	152.4	1000	68.9	HY, 43	100	Y
7268E-1001	1	25.4	1	1.339	34.0	0.50	0.23	8.0	203.2	1000	68.9	HY, 43	524	Y
7268E-1001050	1	25.4	1	1.339	34.0	0.50	0.23	8.0	203.2	1000	68.9	HY, 43	50	Y
7268E-1001100	1	25.4	1	1.339	34.0	0.50	0.23	8.0	203.2	1000	68.9	HY, 43	100	Y
7268E-1251050	1-1/4	31.8	1	1.630	41.4	0.67	0.30	12.0	304.8	1000	68.9	HY, 43	50	Y
7268E-1251100	1-1/4	31.8	1	1.630	41.4	0.67	0.30	12.0	304.8	1000	68.9	HY, 43	100	Y
7268E-1501050	1-1/2	38.1	1	1.890	48.0	0.86	0.39	14.0	355.6	1000	68.9	43	50	Y
7268E-1501100	1-1/2	38.1	1	1.890	48.0	0.86	0.39	14.0	355.6	1000	68.9	43	100	Y
7268E-2001	2	50.8	1	2.437	62.0	1.14	0.52	18.0	457.2	1000	68.9	43	50	Y
7268E-2001100	2	50.8	1	2.437	62.0	1.14	0.52	18.0	457.2	1000	68.9	43	100	Y

* **Couplings:** Refer to CrimpSource at www.safehose.com for coupling recommendations and crimp specifications.

** **Stock:** "Y" indicates stocked item; "N" indicates non-stocked item. Stock status subject to change. Contact Parker Customer Service.

⚠ WARNING! Couplings attached with bands or clamps may reduce the working pressure of the hose assembly to less than the maximum rated working pressure of the hose. [Refer to the NAHAD Industrial Hose Assembly Guidelines.](#)



YELLOW BIRD®

High Pressure Wire Braid Mine and Multipurpose Hose

MSHA

Series 7284

Series 7284 is a versatile, heavy duty high pressure hose designed to handle air, mild chemicals and water. The hose construction incorporates high tensile wire braid reinforcement that provides durability, kink resistance, high pressure capability, and superior coupling retention. The flame resistant bright yellow cover meets MSHA requirements and is also resistant to abrasion and oil. Series 7284 provides service for high pressure air, dust suppression and water applications in construction, general industrial, mines and quarries.

- Tube:** Black SBR
- Reinforcement:** One wire braid
- Cover:** Yellow nitrile/PVC; perforated wrapped finish
- Temp. Range:** -20°F to +212°F (-29°C to +100°C)
- Brand Method:** Black ink
- Brand Example:** PARKER SERIES 7284 YELLOW BIRD® HOSE XXXX PSI MAX WP MSHA #—FLAME RESISTANT MADE IN USA (DATE CODE)
- Design Factor:** 4:1
- Industry Standards:** MSHA
- Applications:**
 - Air, water
 - Heavy duty air tools, compressors; drill hose, dust suppression in mines
 - Construction, general industrial, mines and quarries
- Vacuum:** Not recommended
- Compare to:** Boston Concord Yellow Jack; Gates 1000MP/Mine Spray; Thermoid Hercules 1000
- Packaging:** Reels, cartons

Part Number	ID (in)	ID (mm)	Reinf Braids	OD (in)	OD (mm)	Approx Wt (lbs/ft)	Approx Wt (kg/ft)	Min Bend Rad (in)	Min Bend Rad (mm)	Max Rec WP (psi)	Max Rec WP (bar)	Perm Cplg Rec *	Std Pack Qty (ft)	Stock Status **
7284-381	3/8	9.5	1	0.700	17.8	0.23	0.10	6.0	152.4	1500	103.4	HY	500	Y
7284-381050	3/8	9.5	1	0.700	17.8	0.23	0.10	6.0	152.4	1500	103.4	HY	50	N
7284-381075	3/8	9.5	1	0.700	17.8	0.23	0.10	6.0	152.4	1500	103.4	HY	75	N
7284-381100	3/8	9.5	1	0.700	17.8	0.23	0.10	6.0	152.4	1500	103.4	HY	100	N
7284-501	1/2	12.7	1	0.969	24.6	0.37	0.17	7.0	177.8	1000	68.9	7661	500	Y
7284-501050	1/2	12.7	1	0.969	24.6	0.37	0.17	7.0	177.8	1000	68.9	7661	50	Y
7284-501100	1/2	12.7	1	0.969	24.6	0.37	0.17	7.0	177.8	1000	68.9	7661	100	N
7284-751	3/4	19.1	1	1.219	31.0	0.50	0.23	9.5	241.3	1000	68.9	HY	500	Y
7284-751050	3/4	19.1	1	1.219	31.0	0.50	0.23	9.5	241.3	1000	68.9	HY	50	Y
7284-751075	3/4	19.1	1	1.219	31.0	0.50	0.23	9.5	241.3	1000	68.9	HY	75	N
7284-751100	3/4	19.1	1	1.219	31.0	0.50	0.23	9.5	241.3	1000	68.9	HY	100	Y
7284-1001050	1	25.4	1	1.469	37.3	0.69	0.31	12.0	304.8	1000	68.9	7661	50	N

* **Couplings:** Refer to CrimpSource at www.safehose.com for coupling recommendations and crimp specifications.

** **Stock:** “Y” indicates stocked item; “N” indicates non-stocked item. Stock status subject to change. Contact Parker Customer Service.

⚠ WARNING! Couplings attached with bands or clamps may reduce the working pressure of the hose assembly to less than the maximum rated working pressure of the hose. [Refer to the NAHAD Industrial Hose Assembly Guidelines.](#)



E-Z FORM™ GS

General Service Hose

SAE J20R2-D1 Performance

Series 7395

Series 7395 is an extremely flexible, lightweight low pressure hose designed to handle air, coolant, mild chemicals and water. The hose construction incorporates a tube that is resistant to commonly used coolant mixtures, a wire helix that provides full suction/vacuum capability and a path to conduct a static electrical charge to ground, and a cover that is resistant to abrasion, mild chemicals, heat and ozone. The unique Greek cover corrugations are tightly pitched and precision-engineered, providing minimal force-to-bend, superior kink resistance, and maximum flexibility for ease of handling. Series 7395 is capable of being routed through confined spaces where formed hose might normally be required.

NOTES:

- Do not drag across sharp edges or highly abrasive surfaces.
- For E-Z FORM™ oil resistant multipurpose hose, [refer to Series 7219](#).

Tube:	Black EPDM
Reinforcement:	Multiple textile plies with wire helix
Cover:	Black EPDM; Greek corrugated finish
Temp. Range:	-40°F to +257°F (-40°C to +125°C)
Brand Method:	Black text on blue stripe
Brand Example:	PARKER SERIES 7395 E-Z™ FORM GS HOSE 75 PSI MAX WP
Design Factor:	4:1
Industry Standards:	SAE J20R2-D1 performance
Applications:	<ul style="list-style-type: none"> • Air, coolant, mild chemicals, water • Coolant systems, drain lines, vacuum service • SAE-performance in engine coolant service, general industrial
Vacuum:	Full
Packaging:	Coils

Part Number	ID (in)	ID (mm)	Reinf Plies	OD (in)	OD (mm)	Approx Wt (lbs/ft)	Approx Wt (kg/ft)	Min Bend Rad (in)	Min Bend Rad (mm)	Max Rec WP (psi)	Max Rec WP (bar)	Perm Cplg Rec *	Std Pack Qty (ft)	Stock Status **
7395-0500025	1/2	12.7	2	0.906	23.0	0.23	0.10	1.4	35.6	75	5.2	HY	25	Y
7395-0500130	1/2	12.7	2	0.906	23.0	0.23	0.10	1.4	35.6	75	5.2	HY	130	N
7395-0594025	19/32	15.1	2	0.984	25.0	0.25	0.11	1.8	45.7	75	5.2	HY	25	N
7395-0594130	19/32	15.1	2	0.984	25.0	0.25	0.11	1.8	45.7	75	5.2	HY	130	N
7395-0625025	5/8	15.9	2	1.024	26.0	0.27	0.12	1.8	45.7	75	5.2	HY	25	Y
7395-0625130	5/8	15.9	2	1.024	26.0	0.27	0.12	1.8	45.7	75	5.2	HY	130	N
7395-0688025	11/16	17.5	2	1.102	28.0	0.29	0.13	1.8	45.7	75	5.2	*	25	N
7395-0688130	11/16	17.5	2	1.102	28.0	0.29	0.13	1.8	45.7	75	5.2	*	130	N
7395-0750025	3/4	19.1	2	1.142	29.0	0.31	0.14	2.0	50.8	75	5.2	HY	25	Y
7395-0750130	3/4	19.1	2	1.142	29.0	0.31	0.14	2.0	50.8	75	5.2	HY	130	N
7395-0813025	13/16	20.6	2	1.181	30.0	0.32	0.15	2.0	50.8	75	5.2	*	25	N
7395-0813130	13/16	20.6	2	1.181	30.0	0.32	0.15	2.0	50.8	75	5.2	*	130	N
7395-1000025	1	25.4	2	1.378	35.0	0.38	0.17	2.0	50.8	75	5.2	HY	25	Y

* **Couplings:** Refer to CrimpSource at www.safehose.com for coupling recommendations and crimp specifications.

** **Stock:** "Y" indicates stocked item; "N" indicates non-stocked item. Stock status subject to change. Contact Parker Customer Service.

(Continued on the following page)

⚠ WARNING! Couplings attached with bands or clamps may reduce the working pressure of the hose assembly to less than the maximum rated working pressure of the hose. [Refer to the NAHAD Industrial Hose Assembly Guidelines.](#)

Series 7395 – E-Z FORM™ GS General Service Hose (Continued)

Part Number	ID (in)	ID (mm)	Reinf Plies	OD (in)	OD (mm)	Approx Wt (lbs/ft)	Approx Wt (kg/ft)	Min Bend Rad (in)	Min Bend Rad (mm)	Max Rec WP (psi)	Max Rec WP (bar)	Perm Cplg Rec *	Std Pack Qty (ft)	Stock Status **
7395-1000130	1	25.4	2	1.378	35.0	0.38	0.17	2.0	50.8	75	5.2	HY	130	N
7395-1125025	1-1/8	28.6	2	1.496	38.0	0.42	0.19	2.6	66.0	75	5.2	*	25	Y
7395-1125130	1-1/8	28.6	2	1.496	38.0	0.42	0.19	2.6	66.0	75	5.2	*	130	N
7395-1188025	1-3/16	30.2	2	1.575	40.0	0.45	0.20	3.0	76.2	75	5.2	*	25	N
7395-1188130	1-3/16	30.2	2	1.575	40.0	0.45	0.20	3.0	76.2	75	5.2	*	130	N
7395-1250025	1-1/4	31.8	2	1.693	43.0	0.50	0.23	3.1	78.7	75	5.2	HY	25	Y
7395-1250130	1-1/4	31.8	2	1.693	43.0	0.50	0.23	3.1	78.7	75	5.2	HY	130	N
7395-1375025	1-3/8	34.9	2	1.811	46.0	0.54	0.24	3.7	94.0	75	5.2	*	25	Y
7395-1375130	1-3/8	34.9	2	1.811	46.0	0.54	0.24	3.7	94.0	75	5.2	*	130	N
7395-1500025	1-1/2	38.1	2	1.929	49.0	0.58	0.26	3.9	99.1	75	5.2	43	25	Y
7395-1500130	1-1/2	38.1	2	1.929	49.0	0.58	0.26	3.9	99.1	75	5.2	43	130	N
7395-1563025	1-9/16	39.7	2	2.008	51.0	0.61	0.28	4.3	109.2	75	5.2	*	25	N
7395-1563130	1-9/16	39.7	2	2.008	51.0	0.61	0.28	4.3	109.2	75	5.2	*	130	N
7395-1625025	1-5/8	41.3	2	2.087	53.0	0.64	0.29	4.7	119.4	75	5.2	*	25	N
7395-1625130	1-5/8	41.3	2	2.087	53.0	0.64	0.29	4.7	119.4	75	5.2	*	130	N
7395-1750025	1-3/4	44.5	2	2.205	56.0	0.68	0.31	5.1	129.5	75	5.2	*	25	N
7395-1750130	1-3/4	44.5	2	2.205	56.0	0.68	0.31	5.1	129.5	75	5.2	*	130	N
7395-2000025	2	50.8	2	2.480	63.0	0.96	0.44	5.9	149.9	75	5.2	43	25	Y
7395-2000130	2	50.8	2	2.480	63.0	0.96	0.44	5.9	149.9	75	5.2	43	130	N
7395-2188025	2-3/16	55.6	2	2.638	67.0	1.03	0.47	7.1	180.3	75	5.2	*	25	N
7395-2188130	2-3/16	55.6	2	2.638	67.0	1.03	0.47	7.1	180.3	75	5.2	*	130	N
7395-2250025	2-1/4	57.1	2	2.756	70.0	1.08	0.49	7.9	200.7	75	5.2	*	25	Y
7395-2250130	2-1/4	57.1	2	2.756	70.0	1.08	0.49	7.9	200.7	75	5.2	*	130	N
7395-2375025	2-3/8	60.3	2	2.874	73.0	1.11	0.50	8.3	210.8	75	5.2	*	25	Y
7395-2375130	2-3/8	60.3	2	2.874	73.0	1.11	0.50	8.3	210.8	75	5.2	*	130	N
7395-2500025	2-1/2	63.5	2	3.012	76.5	1.17	0.53	8.7	221.0	75	5.2	*	25	Y
7395-2500130	2-1/2	63.5	2	3.012	76.5	1.17	0.53	8.7	221.0	75	5.2	*	130	N
7395-2563025	2-9/16	65.1	2	3.071	78.0	1.19	0.54	9.0	228.6	75	5.2	*	25	N
7395-2563130	2-9/16	65.1	2	3.071	78.0	1.19	0.54	9.0	228.6	75	5.2	*	130	N
7395-2750025	2-3/4	69.9	2	3.307	84.0	1.40	0.64	9.8	248.9	75	5.2	*	25	N
7395-2750130	2-3/4	69.9	2	3.307	84.0	1.40	0.64	9.8	248.9	75	5.2	*	130	N
7395-3000025	3	76.2	2	3.543	90.0	1.51	0.68	10.6	269.2	75	5.2	*	25	Y
7395-3000130	3	76.2	2	3.543	90.0	1.51	0.68	10.6	269.2	75	5.2	*	130	N
7395-3125025	3-1/8	79.4	2	3.701	94.0	1.57	0.71	11.8	299.7	75	5.2	*	25	N
7395-3125130	3-1/8	79.4	2	3.701	94.0	1.57	0.71	11.8	299.7	75	5.2	*	130	N
7395-3375025	3-3/8	85.7	2	3.937	100.0	1.74	0.79	12.9	327.7	75	5.2	*	25	N
7395-3375130	3-3/8	85.7	2	3.937	100.0	1.74	0.79	12.9	327.7	75	5.2	*	130	N
7395-3500025	3-1/2	88.9	2	4.094	104.0	1.92	0.87	13.6	345.4	75	5.2	*	25	N
7395-3500130	3-1/2	88.9	2	4.094	104.0	1.92	0.87	13.6	345.4	75	5.2	*	130	N
7395-3563025	3-9/16	90.5	2	4.134	105.0	1.96	0.89	13.8	350.5	75	5.2	*	25	N
7395-3563130	3-9/16	90.5	2	4.134	105.0	1.96	0.89	13.8	350.5	75	5.2	*	130	N
7395-4000025	4	101.6	2	4.567	116.0	2.20	1.00	15.7	398.8	75	5.2	*	25	Y
7395-4000130	4	101.6	2	4.567	116.0	2.20	1.00	15.7	398.8	75	5.2	*	130	N

* **Couplings:** Refer to CrimpSource at www.safehose.com for coupling recommendations and crimp specifications.

** **Stock:** "Y" indicates stocked item; "N" indicates non-stocked item. Stock status subject to change. Contact Parker Customer Service.



E-Z FORM™ MP Multipurpose Oil Resistant Hose

Series 7219

Series 7219 is an extremely flexible, lightweight, low pressure oil suction/return hose and vehicle fuel fill connector line—as well as a suction and discharge hose for refined fuels such as biodiesel (to B20 in dedicated and non-dedicated service), diesel, ethanol and gasoline. The lightweight Greek corrugated hose construction incorporates a wire helix that provides full suction capability, superior kink resistance, minimal force-to-bend and a path to conduct a static electrical charge to ground. The unique Greek corrugations are tightly pitched and precision-engineered, providing extreme flexibility and kink resistance compared to the traditional rounded corrugation profile. The cover is resistant to oil and weathering. Series 7219 is capable of being routed through confined spaces where formed hose might normally be required.

- NOTES:**
- Do not use for fuel dispensing or service applications requiring API, NFPA, UL, ULC or any other agency approval or listing.
 - [Refer to the table on pages 213-214](#) for fuel compatibility and service conditions.
 - Do not drag across sharp edges or highly abrasive surfaces.
 - For E-Z FORM™ coolant, vacuum and water hose, [refer to Series 7395](#).

Tube:	Black chloroprene
Reinforcement:	Multiple textile plies with wire helix
Cover:	Black chloroprene; Greek corrugated finish
Temp. Range:	-20°F to +200°F (-29°C to +93°C)
Brand Method:	Black text on red stripe
Brand Example:	PARKER SERIES 7219 E-Z FORM™ MP HOSE 75 PSI MAX WP
Design Factor:	4:1
Industry Standards:	None applicable
Applications:	<ul style="list-style-type: none"> • Biodiesel (to B20 in dedicated and non-dedicated service), diesel, ethanol, gasoline • Oil suction/return lines; vehicle fuel fill connector lines; drain lines • Buses, cranes, mobile off-road equipment
Vacuum:	Full
Packaging:	Coils

(Continued on the following page)

⚠ WARNING! Couplings attached with bands or clamps may reduce the working pressure of the hose assembly to less than the maximum rated working pressure of the hose. [Refer to the NAHAD Industrial Hose Assembly Guidelines.](#)

Series 7219 – E-Z FORM™ MP Multipurpose Oil Resistant Hose (Continued)

Part Number	ID (in)	ID (mm)	Reinf Plies	OD (in)	OD (mm)	Approx Wt (lbs/ft)	Approx Wt (kg/ft)	Min Bend Rad (in)	Min Bend Rad (mm)	Max Rec WP (psi)	Max Rec WP (bar)	Perm Cplg Rec *	Std Pack Qty (ft)	Stock Status **
7219-0500025	1/2	12.7	2	0.906	23.0	0.23	0.10	1.4	35.6	75	5.2	HY	25	Y
7219-0500130	1/2	12.7	2	0.906	23.0	0.23	0.10	1.4	35.6	75	5.2	HY	130	N
7219-0594025	19/32	15.1	2	0.984	25.0	0.25	0.11	1.8	45.7	75	5.2	HY	25	N
7219-0594130	19/32	15.1	2	0.984	25.0	0.25	0.11	1.8	45.7	75	5.2	HY	130	N
7219-0625025	5/8	15.9	2	1.024	26.0	0.27	0.12	1.8	45.7	75	5.2	HY	25	Y
7219-0625130	5/8	15.9	2	1.024	26.0	0.27	0.12	1.8	45.7	75	5.2	HY	130	N
7219-0688025	11/16	17.5	2	1.102	28.0	0.29	0.13	1.8	45.7	75	5.2	*	25	N
7219-0688130	11/16	17.5	2	1.102	28.0	0.29	0.13	1.8	45.7	75	5.2	*	130	N
7219-0750025	3/4	19.1	2	1.142	29.0	0.31	0.14	2.0	50.8	75	5.2	HY	25	Y
7219-0750130	3/4	19.1	2	1.142	29.0	0.31	0.14	2.0	50.8	75	5.2	HY	130	N
7219-0813025	13/16	20.6	2	1.181	30.0	0.32	0.15	2.0	50.8	75	5.2	*	25	N
7219-0813130	13/16	20.6	2	1.181	30.0	0.32	0.15	2.0	50.8	75	5.2	*	130	N
7219-1000025	1	25.4	2	1.378	35.0	0.38	0.17	2.0	50.8	75	5.2	HY	25	Y
7219-1000130	1	25.4	2	1.378	35.0	0.38	0.17	2.0	50.8	75	5.2	HY	130	N
7219-1125025	1-1/8	28.6	2	1.496	38.0	0.42	0.19	2.6	66.0	75	5.2	*	25	N
7219-1125130	1-1/8	28.6	2	1.496	38.0	0.42	0.19	2.6	66.0	75	5.2	*	130	N
7219-1188025	1-3/16	30.2	2	1.575	40.0	0.45	0.20	3.0	76.2	75	5.2	*	25	N
7219-1188130	1-3/16	30.2	2	1.575	40.0	0.45	0.20	3.0	76.2	75	5.2	*	130	N
7219-1250025	1-1/4	31.8	2	1.693	43.0	0.50	0.23	3.1	78.7	75	5.2	HY	25	Y
7219-1250130	1-1/4	31.8	2	1.693	43.0	0.50	0.23	3.1	78.7	75	5.2	HY	130	N
7219-1375025	1-3/8	34.9	2	1.811	46.0	0.54	0.24	3.7	93.9	75	5.2	*	25	N
7219-1375130	1-3/8	34.9	2	1.811	46.0	0.54	0.24	3.7	93.9	75	5.2	*	130	N
7219-1500025	1-1/2	38.1	2	1.929	49.0	0.58	0.26	3.9	99.1	75	5.2	43	25	Y
7219-1500130	1-1/2	38.1	2	1.929	49.0	0.58	0.26	3.9	99.1	75	5.2	43	130	N
7219-1563025	1-9/16	39.7	2	2.008	51.0	0.61	0.28	4.3	109.2	75	5.2	*	25	N
7219-1563130	1-9/16	39.7	2	2.008	51.0	0.61	0.28	4.3	109.2	75	5.2	*	130	N
7219-1625025	1-5/8	41.3	2	2.087	53.0	0.64	0.29	4.7	119.4	75	5.2	*	25	N
7219-1625130	1-5/8	41.3	2	2.087	53.0	0.64	0.29	4.7	119.4	75	5.2	*	130	N
7219-1750025	1-3/4	44.5	2	2.205	56.0	0.68	0.31	5.1	129.5	75	5.2	*	25	N
7219-1750130	1-3/4	44.5	2	2.205	56.0	0.68	0.31	5.1	129.5	75	5.2	*	130	N
7219-2000025	2	50.8	2	2.480	63.0	0.96	0.44	5.9	149.9	75	5.2	43	25	Y
7219-2000130	2	50.8	2	2.480	63.0	0.96	0.44	5.9	149.9	75	5.2	43	130	N
7219-2188025	2-3/16	55.6	2	2.638	67.0	1.03	0.47	7.1	180.3	75	5.2	*	25	N
7219-2188130	2-3/16	55.6	2	2.638	67.0	1.03	0.47	7.1	180.3	75	5.2	*	130	N
7219-2250025	2-1/4	57.1	2	2.756	70.0	1.08	0.49	7.9	200.7	75	5.2	*	25	Y
7219-2250130	2-1/4	57.1	2	2.756	70.0	1.08	0.49	7.9	200.7	75	5.2	*	130	N
7219-2375025	2-3/8	60.3	2	2.874	73.0	1.11	0.50	8.3	210.8	75	5.2	*	25	N
7219-2375130	2-3/8	60.3	2	2.874	73.0	1.11	0.50	8.3	210.8	75	5.2	*	130	N
7219-2500025	2-1/2	63.5	2	3.012	76.5	1.17	0.53	8.7	221.0	75	5.2	*	25	Y
7219-2500130	2-1/2	63.5	2	3.012	76.5	1.17	0.53	8.7	221.0	75	5.2	*	130	N
7219-2563025	2-9/16	65.1	2	3.071	78.0	1.19	0.54	9.0	228.6	75	5.2	*	25	N

* **Couplings:** Refer to CrimpSource at www.safehose.com for coupling recommendations and crimp specifications.

** **Stock:** "Y" indicates stocked item; "N" indicates non-stocked item. Stock status subject to change. Contact Parker Customer Service.

(Continued on the following page)

Series 7219 – E-Z FORM™ MP Multipurpose Oil Resistant Hose (Continued)

Part Number	ID (in)	ID (mm)	Reinf Plies	OD (in)	OD (mm)	Approx Wt (lbs/ft)	Approx Wt (kg/ft)	Min Bend Rad (in)	Min Bend Rad (mm)	Max Rec WP (psi)	Max Rec WP (bar)	Perm Cplg Rec *	Std Pack Qty (ft)	Stock Status **
7219-2563130	2-9/16	65.1	2	3.071	78.0	1.19	0.54	9.0	228.6	75	5.2	*	130	N
7219-2750025	2-3/4	69.9	2	3.307	84.0	1.40	0.64	9.8	248.9	75	5.2	*	25	N
7219-2750130	2-3/4	69.9	2	3.307	84.0	1.40	0.64	9.8	248.9	75	5.2	*	130	N
7219-3000025	3	76.2	2	3.543	90.0	1.51	0.68	10.6	269.2	75	5.2	*	25	Y
7219-3000130	3	76.2	2	3.543	90.0	1.51	0.68	10.6	269.2	75	5.2	*	130	N
7219-3125025	3-1/8	79.4	2	3.701	94.0	1.57	0.71	11.8	299.7	75	5.2	*	25	N
7219-3125130	3-1/8	79.4	2	3.701	94.0	1.57	0.71	11.8	299.7	75	5.2	*	130	N
7219-3375025	3-3/8	85.7	2	3.937	100.0	1.74	0.79	12.9	327.7	75	5.2	*	25	N
7219-3375130	3-3/8	85.7	2	3.937	100.0	1.74	0.79	12.9	327.7	75	5.2	*	130	N
7219-3500025	3-1/2	88.9	2	4.094	104.0	1.92	0.87	13.6	345.4	75	5.2	*	25	N
7219-3500130	3-1/2	88.9	2	4.094	104.0	1.92	0.87	13.6	345.4	75	5.2	*	130	N
7219-3563025	3-9/16	90.5	2	4.134	105.0	1.96	0.89	13.8	350.5	75	5.2	*	25	N
7219-3563130	3-9/16	90.5	2	4.134	105.0	1.96	0.89	13.8	350.5	75	5.2	*	130	N
7219-4000025	4	101.6	2	4.567	116.0	2.20	1.00	15.7	398.8	75	5.2	*	25	Y
7219-4000130	4	101.6	2	4.567	116.0	2.20	1.00	15.7	398.8	75	5.2	*	130	N

* **Couplings:** Refer to CrimpSource at www.safehose.com for coupling recommendations and crimp specifications.

** **Stock:** "Y" indicates stocked item; "N" indicates non-stocked item. Stock status subject to change. Contact Parker Customer Service.

Factory Assemblies

Jackhammer Hose

Series 7081 (Red EPDM)

Temp Range: -40°F to +212°F (-40°C to +100°C)

Design Factor: 4:1

Crimped-on Universal Couplings Each End

Coiled and Tied, No Center Disc

Cartons



Part Number	ID (in)	ID (mm)	Length (ft)	Length (mtrs)	Approx Wt (lbs/ea)	Approx Wt (kg/ea)	Max Rec WP (psi)	Max Rec WP (bar)	Std Pack Qty (ea)	Stock Status **
7081JHE75-600	3/4	19.1	50	15.24	16.84	7.64	200	13.8	1	Y
7081JHE75-600B	3/4	19.1	50	15.24	16.84	7.64	200	13.8	36	Y

** Stock: "Y" indicates stocked item; "N" indicates non-stocked item. Stock status subject to change. Contact Parker Customer Service.

Sledgehammer Hose

Series 7082 (Red EPDM) and Series 7083 (Yellow EPDM)

Temp Range: -40°F to +212°F (-40°C to +100°C)

Design Factor: 4:1

Crimped-on Universal Couplings Each End

Coiled and Tied, No Center Disc

Cartons



Series 7082 (Red)

Part Number	ID (in)	ID (mm)	Length (ft)	Length (mtrs)	Approx Wt (lbs/ea)	Approx Wt (kg/ea)	Max Rec WP (psi)	Max Rec WP (bar)	Std Pack Qty (ea)	Stock Status **
7082JHP75-600	3/4	19.1	50	15.24	19.15	8.69	300	20.7	1	Y
7082JHP75-600B	3/4	19.1	50	15.24	19.15	8.69	300	20.7	36	Y

** Stock: "Y" indicates stocked item; "N" indicates non-stocked item. Stock status subject to change. Contact Parker Customer Service.

Series 7083 (Yellow)

Part Number	ID (in)	ID (mm)	Length (ft)	Length (mtrs)	Approx Wt (lbs/ea)	Approx Wt (kg/ea)	Max Rec WP (psi)	Max Rec WP (bar)	Std Pack Qty (ea)	Stock Status **
7083JHP75-600	3/4	19.1	50	15.24	19.23	8.72	300	20.7	1	Y
7083JHP75-600B	3/4	19.1	50	15.24	19.23	8.72	300	20.7	36	Y

** Stock: "Y" indicates stocked item; "N" indicates non-stocked item. Stock status subject to change. Contact Parker Customer Service.

Factory Assemblies

Air Hose

Series 7092 (Red) and
Series 7093 (Black)



Temp Range: -40°F to +212°F (-40°C to +100°C)

Design Factor: 4:1

Crimped-on Brass, Rigid Male 1/4" x 1/4" NPT Thread Couplings Each End
Display Coils with Parker Center Retail Packaging Disc
Cartons

Series 7092 (Red)

Part Number	ID (in)	ID (mm)	Length (ft)	Length (mtrs)	Approx Wt (lbs/ea)	Approx Wt (kg/ea)	Max Rec WP (psi)	Max Rec WP (bar)	Std Pack Qty (ea)	Stock Status **
7092252-KAC	1/4	6.4	50	15.24	4.75	2.15	200	13.8	5	Y
7092252-KAD	1/4	6.4	25	7.62	2.50	1.13	200	13.8	10	Y
7092253-KAA	1/4	6.4	50	15.24	6.01	2.73	300	20.7	5	Y
7092253-KAB	1/4	6.4	25	7.62	3.15	1.43	300	20.7	10	Y
7092382-KAC	3/8	9.5	50	15.24	7.37	3.34	200	13.8	5	Y
7092382-KAD	3/8	9.5	25	7.62	3.86	1.75	200	13.8	10	Y
7092383-KAA	3/8	9.5	50	15.24	8.33	3.78	300	20.7	5	Y
7092383-KAB	3/8	9.5	25	7.62	4.34	1.87	300	20.7	10	Y

** **Stock:** "Y" indicates stocked item; "N" indicates non-stocked item. Stock status subject to change. Contact Parker Customer Service.

Series 7093 (Black)

Part Number	ID (in)	ID (mm)	Length (ft)	Length (mtrs)	Approx Wt (lbs/ea)	Approx Wt (kg/ea)	Max Rec WP (psi)	Max Rec WP (bar)	Std Pack Qty (ea)	Stock Status **
7093252-KAC	1/4	6.4	50	15.24	4.65	2.11	200	13.8	5	N
7093253-KAA	1/4	6.4	50	15.24	5.83	2.64	300	20.7	5	Y
7093382-KAC	3/8	9.5	50	15.24	7.15	3.24	200	13.8	5	N
7093383-KAA	3/8	9.5	50	15.24	8.09	3.67	300	20.7	5	Y

** **Stock:** "Y" indicates stocked item; "N" indicates non-stocked item. Stock status subject to change. Contact Parker Customer Service.

Factory Assemblies

Service Station Air Hose

Series 7092 (Red)

Temp Range: -40°F to +212°F (-40°C to +100°C)

Design Factor: 4:1

Crimped-on Brass, Rigid Male 1/4" x 1/4" NPT Thread Couplings Each End

Coiled and Tied, No Center Disc

Cartons



Part Number	ID (in)	ID (mm)	Length (ft)	Length (mtrs)	Approx Wt (lbs/ea)	Approx Wt (kg/ea)	Max Rec WP (psi)	Max Rec WP (bar)	Std Pack Qty (ea)	Stock Status **
7092RKH-300	1/4	6.4	25	7.62	3.15	1.43	300	20.7	10	Y
7092RKH-600	1/4	6.4	50	15.24	6.05	2.74	300	20.7	5	N
7092RLB-300	3/8	9.5	25	7.62	4.34	1.87	300	20.7	10	Y
7092RLB-600	3/8	9.5	50	15.24	8.33	3.78	300	20.7	5	Y
7092RLC-300	3/8	9.5	25	7.62	4.34	1.87	200	13.8	10	Y
7092RLC-600	3/8	9.5	50	15.24	8.33	3.78	200	13.8	5	Y
7092RMA-300	3/8	9.5	25	7.62	3.86	1.75	300	20.7	10	N
7092RMA-600	3/8	9.5	50	15.24	7.37	3.34	300	20.7	5	N

** **Stock:** "Y" indicates stocked item; "N" indicates non-stocked item. Stock status subject to change. Contact Parker Customer Service.

Factory Coils

JIFFY™ Push-On Hose (cut length only)

Series 7212BL (Blue) and
Series 7212GY (Gray)



Temp Range: -40°F to +212°F (-40°C to +100°C)

Design Factor: 4:1

Display Coils with Parker Center Retail Packaging Disc
Cartons

Series 7212BL (Blue)

Part Number	ID (in)	ID (mm)	Length (ft)	Length (mtrs)	Approx Wt (lbs/ea)	Approx Wt (kg/ea)	Max Rec WP (psi)	Max Rec WP (bar)	Std Pack Qty (ea)	Stock Status **
7212BL25-J050	1/4	6.4	50	15.24	4.34	1.87	300	20.7	5	Y
7212BL25-J100	1/4	6.4	100	30.48	8.68	3.94	300	20.7	5	Y
7212BL38-J050	3/8	9.5	50	15.24	5.74	2.60	300	20.7	5	Y
7212BL38-J100	3/8	9.5	100	30.48	11.48	5.21	300	20.7	5	Y

** **Stock:** "Y" indicates stocked item; "N" indicates non-stocked item. Stock status subject to change. Contact Parker Customer Service.

Series 7212GY (Gray)

Part Number	ID (in)	ID (mm)	Length (ft)	Length (mtrs)	Approx Wt (lbs/ea)	Approx Wt (kg/ea)	Max Rec WP (psi)	Max Rec WP (bar)	Std Pack Qty (ea)	Stock Status **
7212GY25-J050	1/4	6.4	50	15.24	4.37	1.98	300	20.7	5	Y
7212GY25-J100	1/4	6.4	100	30.48	8.74	3.96	300	20.7	5	Y
7212GY38-J050	3/8	9.5	50	15.24	5.78	2.62	300	20.7	5	Y
7212GY38-J100	3/8	9.5	100	30.48	11.55	5.24	300	20.7	3	Y

** **Stock:** "Y" indicates stocked item; "N" indicates non-stocked item. Stock status subject to change. Contact Parker Customer Service.

NOTE: Do not use external bands or clamps with push-on couplings.

